

2023 LINCOLN COUNTY ASSESSOR'S OFFICE REPORT TO THE EXCISE BOARD

CITY/TOWN							
DISTRICT / DESCRIPTION	PERSONAL PROPERTY	REAL PROPERTY	PUBLIC SERVICE	TOTAL VALUATION	HOMESTEAD EXEMPTIONS	VETERAN EXEMPTIONS	NET VALUATION
AGRA	68,275	928,361	175,237	1,171,873	59,864	0	1,112,009
ARLINGTON	368	57,979	0	58,347	2,000	19,200	37,147
AVERY	1,423	25,285	0	26,708	3,921	0	22,787
CARNEY	88,596	2,211,709	220,091	2,520,396	99,709	30,553	2,390,134
CHANDLER	5,759,324	19,450,319	2,199,695	27,409,338	466,890	363,695	26,578,753
CLIFTON	0	50,450	0	50,450	2,000	0	48,450
DAVENPORT	285,715	2,690,682	409,347	3,385,744	156,581	6,613	3,222,550
DUDLEY	0	1,337	0	1,337	0	0	1,337
FALLIS	147	31,798	11,574	43,519	0	0	43,519
KENDRICK	834	281,453	50,336	332,623	24,000	0	308,623
KEY WEST	0	6,562	0	6,562	0	0	6,562
MEEKER	315,022	4,380,857	385,339	5,081,218	171,410	64,745	4,845,063
MERRICK	0	9,641	0	9,641	0	0	9,641
MIDLOTHIAN	0	18,043	0	18,043	0	0	18,043
PARKLAND	15,280	57,647	0	72,927	5,000	0	67,927
PAYSON	6	29,981	0	29,987	1,000	0	28,987
PRAGUE	1,671,894	10,873,109	335,754	12,880,757	360,327	192,943	12,327,487
SAC & FOX	0	3,219	0	3,219	0	0	3,219
SPARKS	8,291	282,999	61,940	353,230	29,173	0	324,057
STROUD	4,988,657	14,544,029	1,648,895	21,181,581	453,818	271,566	20,456,197
TRYON	21,015	1,081,800	185,275	1,288,090	74,139	18,267	1,195,684
WARWICK	13,421	271,216	212,344	496,981	27,000	0	469,981
WELLSTON	484,120	3,260,756	268,467	4,013,343	133,488	72,550	3,807,305
WILZETTA	0	4,149	5,233	9,382	1,000	0	8,382
CITY/TOWN TOTAL VALUATION	13,722,388	60,553,381	6,169,527	80,445,296	2,071,320	1,040,132	77,333,844

2023 LINCOLN COUNTY ASSESSOR'S OFFICE REPORT TO THE EXCISE BOARD

COUNTY							
DISTRICT / DESCRIPTION	PERSONAL PROPERTY	REAL PROPERTY	PUBLIC SERVICE	TOTAL VALUATION	HOMESTEAD EXEMPTIONS	VETERAN EXEMPTIONS	NET VALUATION
ENTIRE COUNTY	174,024,296	183,784,066	220,006,800	577,815,162	7,029,178	5,223,939	565,562,045
COUNTY TOTAL VALUATION	174,024,296	183,784,066	220,006,800	577,815,162	7,029,178	5,223,939	565,562,045

COMMCOLLEGE							
DISTRICT / DESCRIPTION	PERSONAL PROPERTY	REAL PROPERTY	PUBLIC SERVICE	TOTAL VALUATION	HOMESTEAD EXEMPTIONS	VETERAN EXEMPTIONS	NET VALUATION
V-16 MERIDIAN	4,544,680	19,945,965	11,073,139	35,563,784	857,279	407,069	34,299,436
V-23 EASTERN OKLA CO	648,844	9,194,147	3,242,948	13,085,939	518,271	312,062	12,255,606
V-3 CENTRAL	150,349,314	36,172,021	176,594,995	363,116,330	1,328,439	512,329	361,275,562
V-5 GORDON COOPER	18,481,458	118,471,933	29,095,718	166,049,109	4,325,189	3,992,479	157,731,441
COMMCOLLEGE TOTAL VALUATION	174,024,296	183,784,066	220,006,800	577,815,162	7,029,178	5,223,939	565,562,045

SCHOOL							
DISTRICT / DESCRIPTION	PERSONAL PROPERTY	REAL PROPERTY	PUBLIC SERVICE	TOTAL VALUATION	HOMESTEAD EXEMPTIONS	VETERAN EXEMPTIONS	NET VALUATION
D-5 WHITE ROCK	705,994	7,560,091	2,846,227	11,112,312	300,411	399,692	10,412,209
I-1 CHANDLER	8,400,227	41,839,562	9,685,899	59,925,688	1,257,148	1,170,284	57,498,256
I-103 PRAGUE	3,962,797	24,441,308	5,479,294	33,883,399	862,135	701,189	32,320,075
I-105 CARNEY	1,509,995	5,856,876	1,008,385	8,375,256	220,709	96,723	8,057,824
I-134 AGRA	1,352,633	6,538,203	5,665,779	13,556,615	316,624	210,308	13,029,683
I-3 DAVENPORT	2,795,972	8,485,236	7,381,282	18,662,490	376,192	62,911	18,223,387
I-4 WELLSTON	3,026,522	17,145,921	3,868,782	24,041,225	746,028	420,212	22,874,985
I-54 STROUD	123,032,240	25,851,636	163,188,872	312,072,748	886,247	443,798	310,742,703
I-95 MEEKER	1,863,940	22,973,605	4,794,536	29,632,081	938,583	1,105,309	27,588,189
JT-1 MCLOUD	521,021	4,505,313	2,420,818	7,447,152	220,884	195,793	7,030,475
JT-104 OAKGROVE	7,709	74,366	24,529	106,604	3,000	0	103,604
JT-14 PADEN	957	6,133	162	7,252	0	0	7,252

2023 LINCOLN COUNTY ASSESSOR'S OFFICE REPORT TO THE EXCISE BOARD

JT-3 LUTHER	221,435	1,320,281	435,031	1,976,747	52,500	79,662	1,844,585
JT-56 PERKINS	1,682,052	7,550,886	4,398,975	13,631,913	319,946	100,038	13,211,929
JT-67 CUSHING	24,513,393	1,760,783	6,000,312	32,274,488	63,000	5,620	32,205,868
JT-7 HARRAH	427,409	7,873,866	2,807,917	11,109,192	465,771	232,400	10,411,021
SCHOOL TOTAL VALUATION	174,024,296	183,784,066	220,006,800	577,815,162	7,029,178	5,223,939	565,562,045

AGRA

District Type: CITY/TOWN

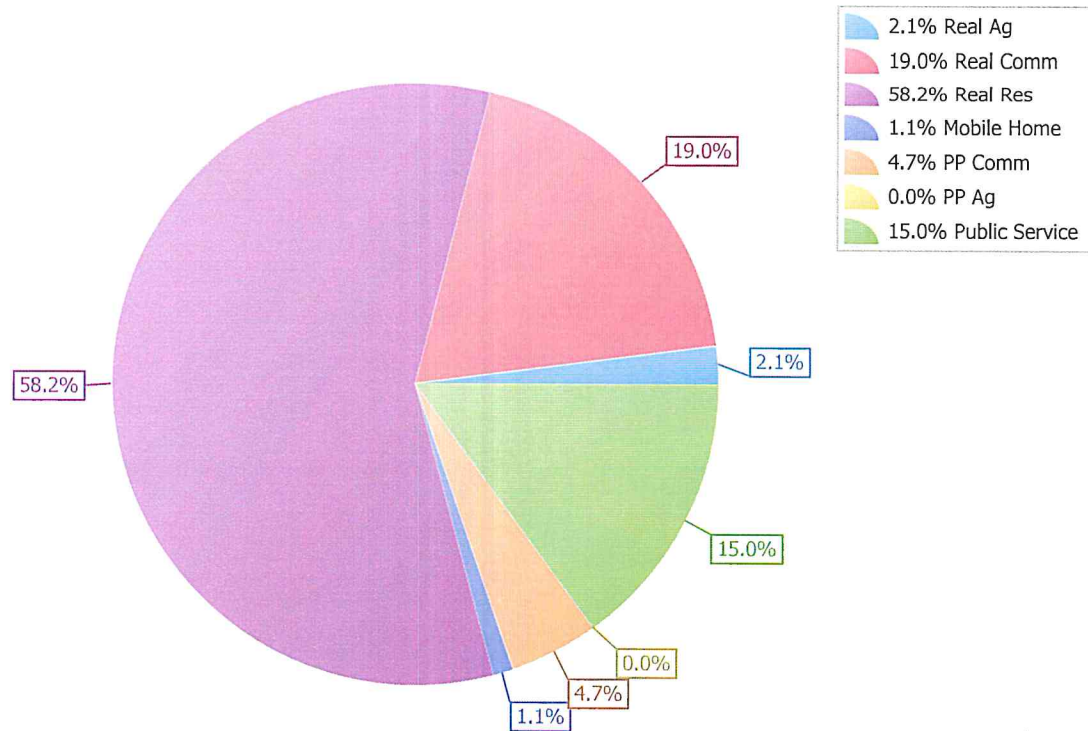
Real	Count	Value
Agricultural	3	24,306
Commercial	8	222,397
Residential	202	681,658
Total Real Value	213	928,361
Homestead	53	59,864
Veteran	0	0
Total Exempt	53	59,864
TIF Increment Value		0
Net Assessed		868,497
Under Protest	0	0
Senior Freeze	11	43,843
Capped Parcels	29	84,602

Personal	Count	Value
Agricultural	2	80
Commercial	18	55,605
Mobile Home	7	12,670
Total Personal	27	68,355
Total Exempt	2	80
TIF Increment Value		0
Net Assessed		68,275
Under Protest	0	0
Freeport	0	0

Public Service	Count	Value
Total PS Value	7	175,237
TIF Increment Value		0
Net Assessed		175,237
Under Protest	0	0

District Totals		
Total Grosss Value		1,171,953
Homestead Loss		59,864
Other Exemption Loss		80
TIF Increment Value		0
Retained TIF Value		0
Net Assessed Value		1,112,009
Under Protest		0

Total Valuation



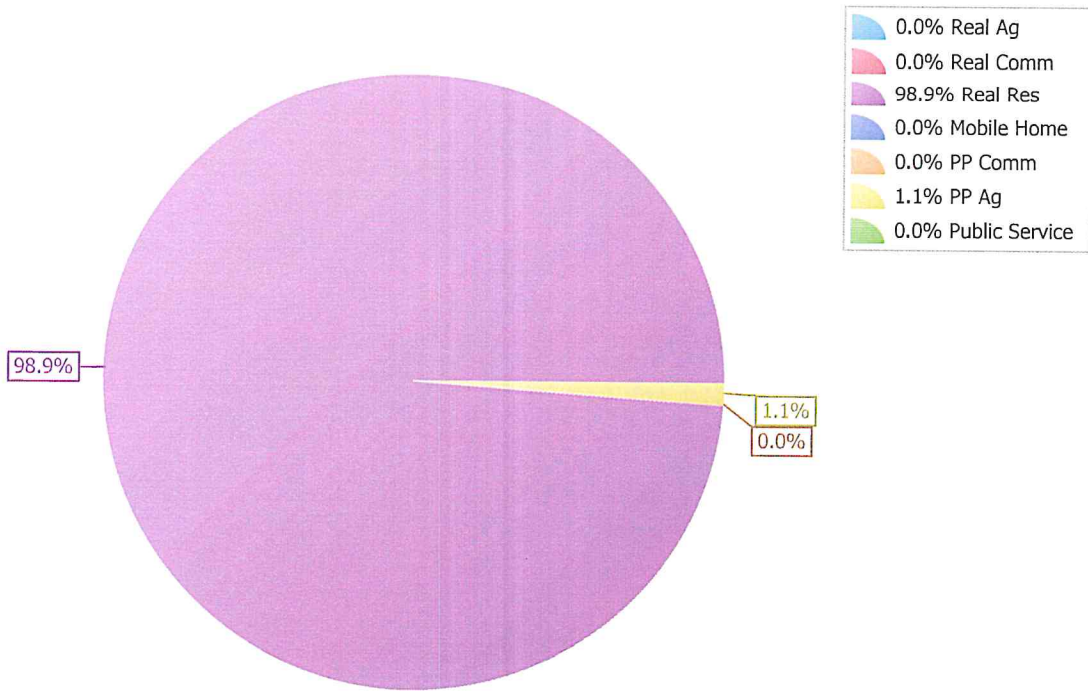
Real	Count	Value
Agricultural	0	0
Commercial	0	0
Residential	28	57,979
Total Real Value	28	57,979
Homestead	2	2,000
Veteran	2	19,200
Total Exempt	4	21,200
TIF Increment Value		0
Net Assessed		36,779
Under Protest	0	0
Senior Freeze	0	0
Capped Parcels	2	3,348

Personal	Count	Value
Agricultural	1	648
Commercial	1	20
Mobile Home	0	0
Total Personal	2	668
Total Exempt	1	300
TIF Increment Value		0
Net Assessed		368
Under Protest	0	0
Freeport	0	0

Public Service	Count	Value
Total PS Value	0	0
TIF Increment Value		0
Net Assessed		0
Under Protest	0	0

District Totals	
Total Gross Value	58,647
Homestead Loss	2,000
Other Exemption Loss	19,500
TIF Increment Value	0
Retained TIF Value	0
Net Assessed Value	37,147
Under Protest	0

Total Valuation



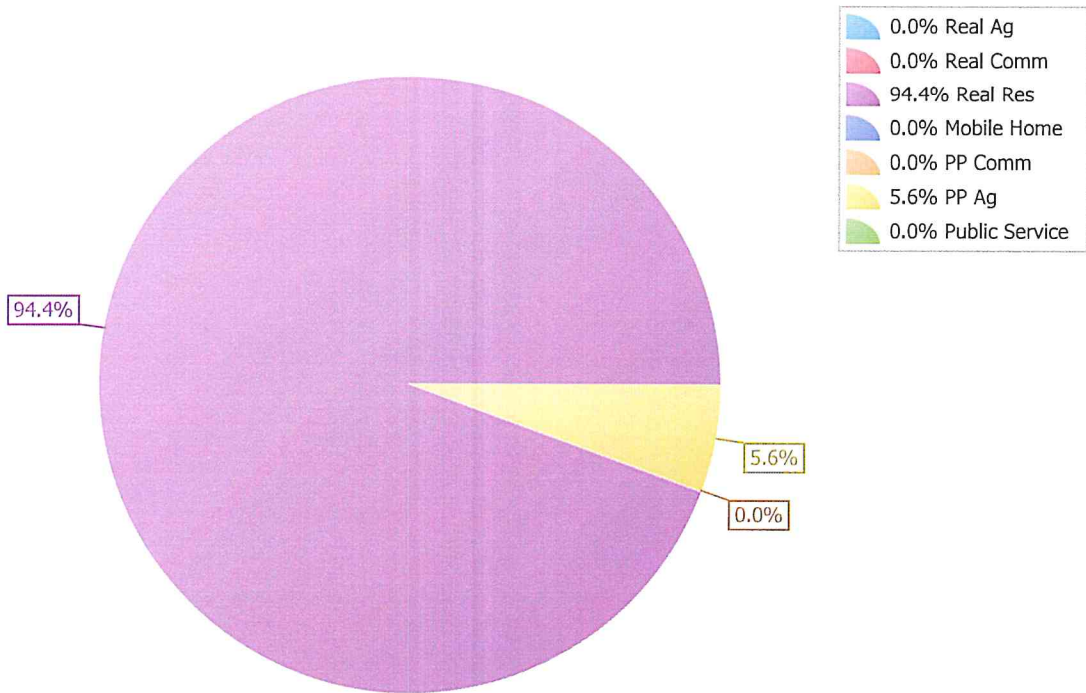
Real	Count	Value
Agricultural	0	0
Commercial	0	0
Residential	48	25,285
Total Real Value	48	25,285
Homestead	5	3,921
Veteran	0	0
Total Exempt	5	3,921
TIF Increment Value		0
Net Assessed		21,364
Under Protest	0	0
Senior Freeze	3	3,131
Capped Parcels	2	144

Personal	Count	Value
Agricultural	2	1,492
Commercial	1	5
Mobile Home	0	0
Total Personal	3	1,497
Total Exempt	1	74
TIF Increment Value		0
Net Assessed		1,423
Under Protest	0	0
Freeport	0	0

Public Service	Count	Value
Total PS Value	0	0
TIF Increment Value		0
Net Assessed		0
Under Protest	0	0

District Totals	
Total Grosss Value	26,782
Homestead Loss	3,921
Other Exemption Loss	74
TIF Increment Value	0
Retained TIF Value	0
Net Assessed Value	22,787
Under Protest	0

Total Valuation



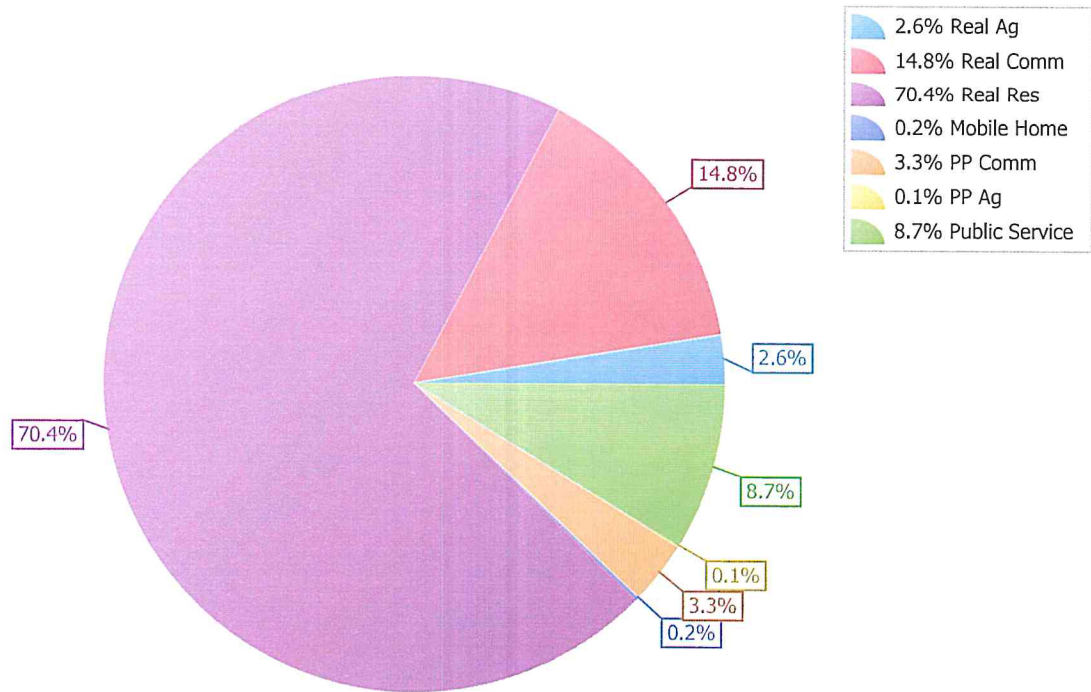
Real	Count	Value
Agricultural	24	65,469
Commercial	33	372,010
Residential	348	1,774,230
Total Real Value	405	2,211,709
Homestead	92	99,709
Veteran	3	30,553
Total Exempt	95	130,262
TIF Increment Value		0
Net Assessed		2,081,447
Under Protest	0	0
Senior Freeze	22	135,375
Capped Parcels	15	79,165

Personal	Count	Value
Agricultural	6	2,546
Commercial	35	82,381
Mobile Home	4	4,373
Total Personal	45	89,300
Total Exempt	6	704
TIF Increment Value		0
Net Assessed		88,596
Under Protest	0	0
Freeport	0	0

Public Service	Count	Value
Total PS Value	6	220,091
TIF Increment Value		0
Net Assessed		220,091
Under Protest	0	0

District Totals	
Total Gross Value	2,521,100
Homestead Loss	99,709
Other Exemption Loss	31,257
TIF Increment Value	0
Retained TIF Value	0
Net Assessed Value	2,390,134
Under Protest	0

Total Valuation



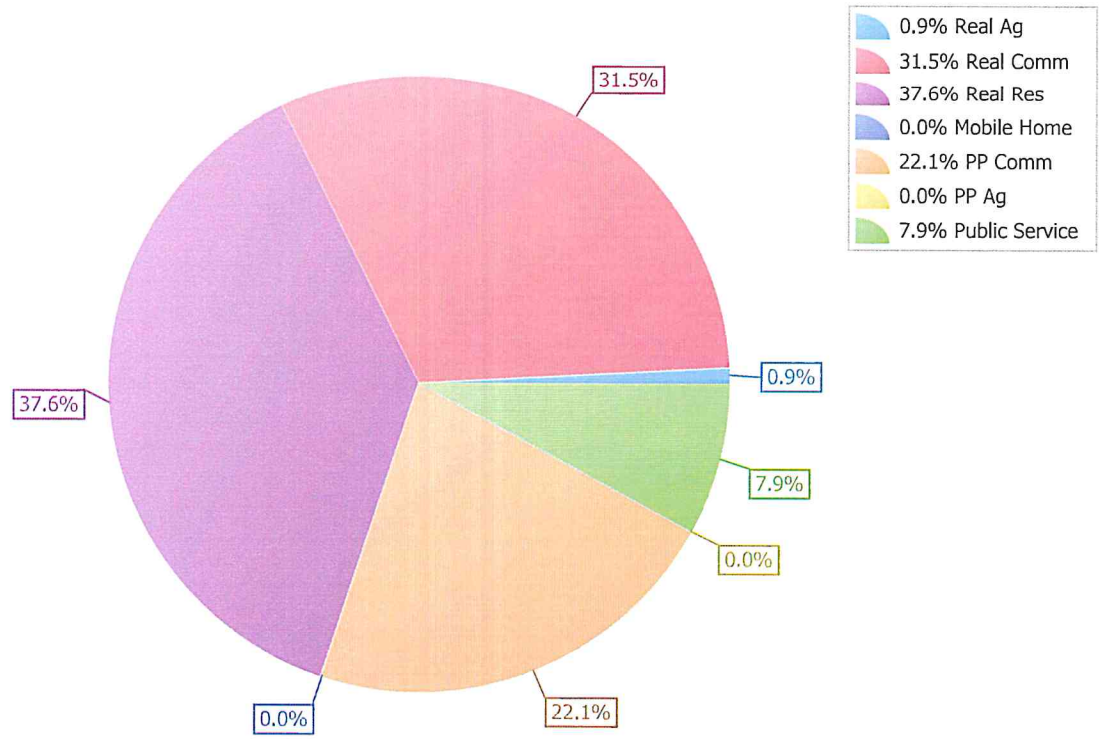
Real	Count	Value
Agricultural	42	237,915
Commercial	244	8,758,482
Residential	1,384	10,453,922
Total Real Value	1,670	19,450,319
Homestead	440	466,890
Veteran	23	363,695
Total Exempt	463	830,585
TIF Increment Value		0
Net Assessed		18,619,734
Under Protest	0	0
Senior Freeze	90	712,577
Capped Parcels	89	1,228,720

Personal	Count	Value
Agricultural	12	8,000
Commercial	242	6,155,893
Mobile Home	1	2,548
Total Personal	255	6,166,441
Total Exempt	9	962
TIF Increment Value		0
Net Assessed		5,759,324
Under Protest	0	0
Freeport	1	406,155

Public Service	Count	Value
Total PS Value	20	2,199,695
TIF Increment Value		0
Net Assessed		2,199,695
Under Protest	0	0

District Totals	
Total Gross Value	27,816,455
Homestead Loss	466,890
Other Exemption Loss	364,657
TIF Increment Value	0
Retained TIF Value	0
Net Assessed Value	26,578,753
Under Protest	0


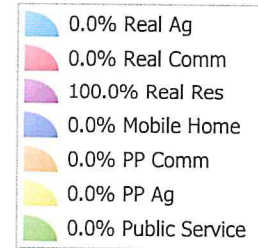
Total Valuation



CLIFTON

District Type: CITY/TOWN

Total Valuation



Real	Count	Value
Agricultural	0	0
Commercial	0	0
Residential	6	50,450
Total Real Value	6	50,450
Homestead	2	2,000
Veteran	0	0
Total Exempt	2	2,000
TIF Increment Value		0
Net Assessed		48,450
Under Protest	0	0
Senior Freeze	0	0
Capped Parcels	0	0

Personal	Count	Value
Agricultural	0	0
Commercial	0	0
Mobile Home	0	0
Total Personal	0	0
Total Exempt	0	0
TIF Increment Value		0
Net Assessed		0
Under Protest	0	0
Freeport	0	0

Public Service	Count	Value
Total PS Value	0	0
TIF Increment Value		0
Net Assessed		0
Under Protest	0	0

District Totals		
Total Gross Value		50,450
Homestead Loss		2,000
Other Exemption Loss		0
TIF Increment Value		0
Retained TIF Value		0
Net Assessed Value		48,450
Under Protest		0

DAVENPORT

District Type: CITY/TOWN

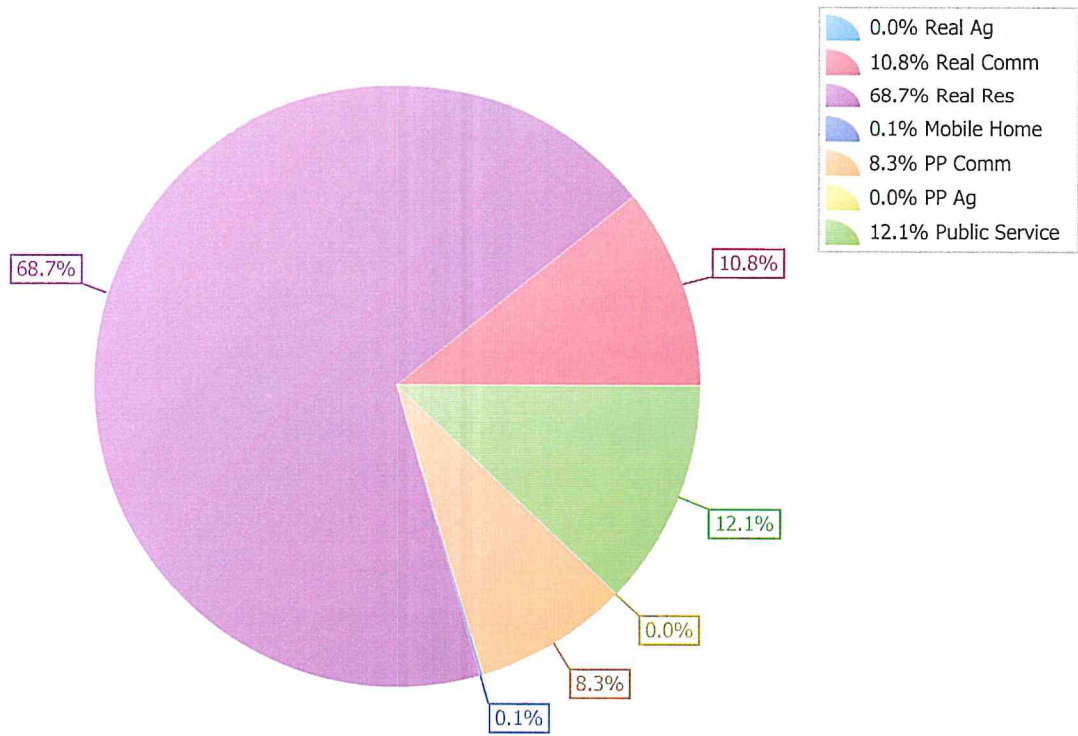
Real	Count	Value
Agricultural	0	0
Commercial	46	365,289
Residential	547	2,325,393
Total Real Value	593	2,690,682
Homestead	147	156,581
Veteran	1	6,613
Total Exempt	148	163,194
TIF Increment Value		0
Net Assessed		2,527,488
Under Protest	0	0
Senior Freeze	31	167,023
Capped Parcels	60	85,668

Personal	Count	Value
Agricultural	2	1,212
Commercial	39	280,063
Mobile Home	4	4,754
Total Personal	45	286,029
Total Exempt	2	314
TIF Increment Value		0
Net Assessed		285,715
Under Protest	0	0
Freeport	0	0

Public Service	Count	Value
Total PS Value	11	409,347
TIF Increment Value		0
Net Assessed		409,347
Under Protest	0	0

District Totals	
Total Gross Value	3,386,058
Homestead Loss	156,581
Other Exemption Loss	6,927
TIF Increment Value	0
Retained TIF Value	0
Net Assessed Value	3,222,550
Under Protest	0

Total Valuation


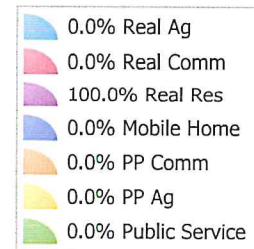


DUDLEY

District Type: CITY/TOWN

Real	Count	Value
Agricultural	0	0
Commercial	0	0
Residential	69	1,337
Total Real Value	69	1,337
Homestead	0	0
Veteran	0	0
Total Exempt	0	0
TIF Increment Value		0
Net Assessed		1,337
Under Protest	0	0
Senior Freeze	0	0
Capped Parcels	0	0

Total Valuation



100.0%

Personal	Count	Value
Agricultural	0	0
Commercial	0	0
Mobile Home	0	0
Total Personal	0	0
Total Exempt	0	0
TIF Increment Value		0
Net Assessed		0
Under Protest	0	0
Freeport	0	0

Public Service	Count	Value
Total PS Value	0	0
TIF Increment Value		0
Net Assessed		0
Under Protest	0	0

District Totals		
Total Gross Value		1,337
Homestead Loss		0
Other Exemption Loss		0
TIF Increment Value		0
Retained TIF Value		0
Net Assessed Value		1,337
Under Protest		0

FALLIS

District Type: CITY/TOWN

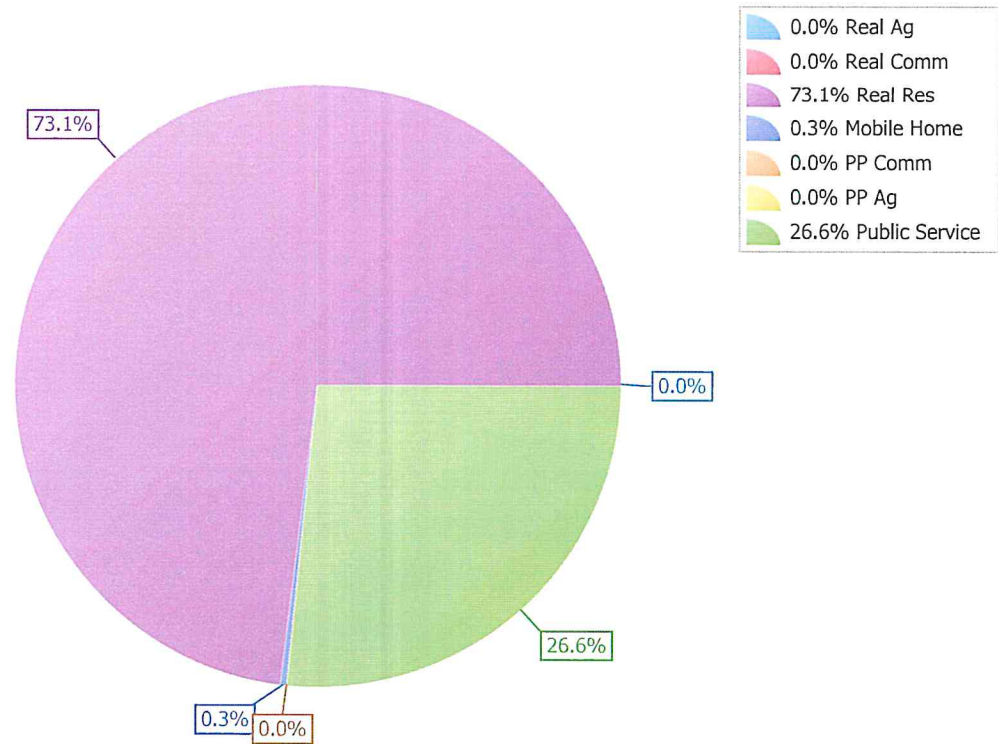
Real	Count	Value
Agricultural	3	7
Commercial	0	0
Residential	150	31,791
Total Real Value	153	31,798
Homestead	0	0
Veteran	0	0
Total Exempt	0	0
TIF Increment Value		0
Net Assessed		31,798
Under Protest	0	0
Senior Freeze	0	0
Capped Parcels	0	0

Personal	Count	Value
Agricultural	0	0
Commercial	1	3
Mobile Home	1	144
Total Personal	2	147
Total Exempt	0	0
TIF Increment Value		0
Net Assessed		147
Under Protest	0	0
Freeport	0	0

Public Service	Count	Value
Total PS Value	2	11,574
TIF Increment Value		0
Net Assessed		11,574
Under Protest	0	0

District Totals	
Total Grosss Value	43,519
Homestead Loss	0
Other Exemption Loss	0
TIF Increment Value	0
Retained TIF Value	0
Net Assessed Value	43,519
Under Protest	0

Total Valuation



KENDRICK

District Type: CITY/TOWN

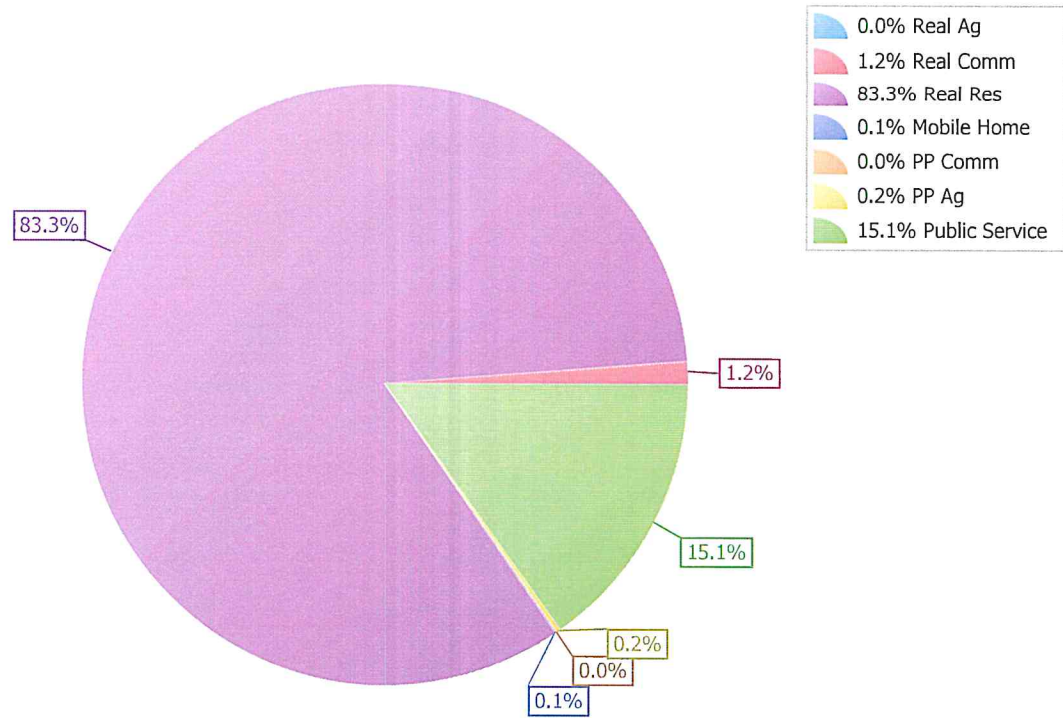
Real	Count	Value
Agricultural	0	0
Commercial	3	4,121
Residential	111	277,332
Total Real Value	114	281,453
Homestead	21	24,000
Veteran	0	0
Total Exempt	21	24,000
TIF Increment Value		0
Net Assessed		257,453
Under Protest	0	0
Senior Freeze	6	23,452
Capped Parcels	9	35,783

Personal	Count	Value
Agricultural	2	771
Commercial	1	73
Mobile Home	1	190
Total Personal	4	1,034
Total Exempt	2	200
TIF Increment Value		0
Net Assessed		834
Under Protest	0	0
Freeport	0	0

Public Service	Count	Value
Total PS Value	3	50,336
TIF Increment Value		0
Net Assessed		50,336
Under Protest	0	0

District Totals	
Total Gross Value	332,823
Homestead Loss	24,000
Other Exemption Loss	200
TIF Increment Value	0
Retained TIF Value	0
Net Assessed Value	308,623
Under Protest	0

Total Valuation



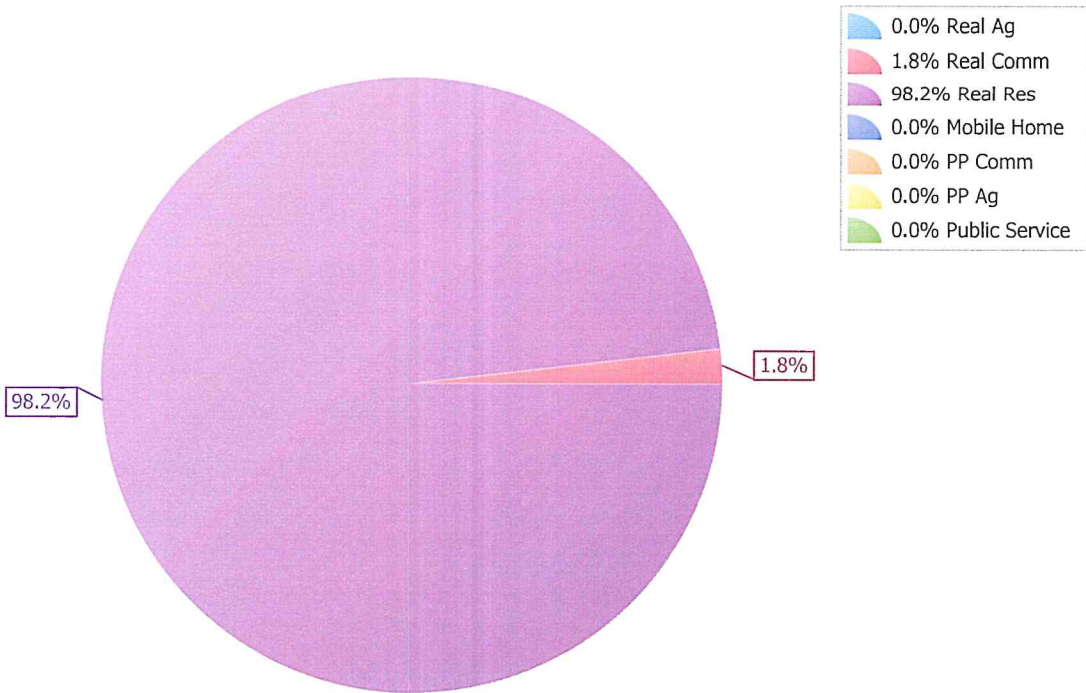
Real	Count	Value
Agricultural	0	0
Commercial	1	121
Residential	63	6,441
Total Real Value	64	6,562
Homestead	0	0
Veteran	0	0
Total Exempt	0	0
TIF Increment Value		0
Net Assessed		6,562
Under Protest	0	0
Senior Freeze	0	0
Capped Parcels	3	160

Personal	Count	Value
Agricultural	0	0
Commercial	0	0
Mobile Home	0	0
Total Personal	0	0
Total Exempt	0	0
TIF Increment Value		0
Net Assessed		0
Under Protest	0	0
Freeport	0	0

Public Service	Count	Value
Total PS Value	0	0
TIF Increment Value		0
Net Assessed		0
Under Protest	0	0

District Totals	
Total Grosss Value	6,562
Homestead Loss	0
Other Exemption Loss	0
TIF Increment Value	0
Retained TIF Value	0
Net Assessed Value	6,562
Under Protest	0

Total Valuation



MEEKER

District Type: CITY/TOWN

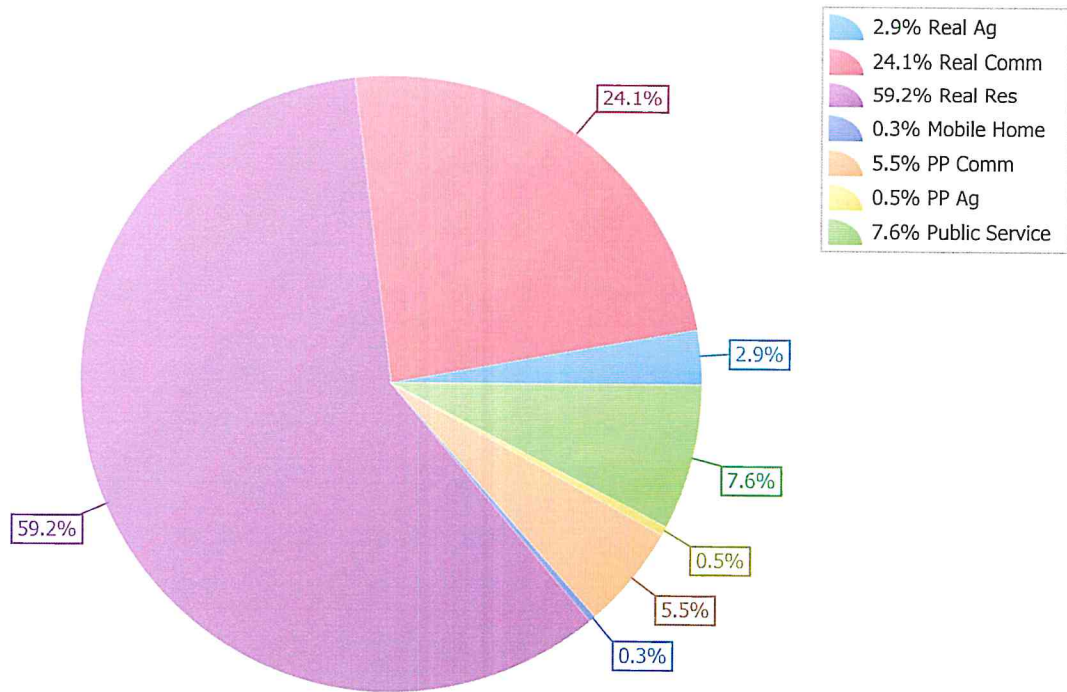
Real	Count	Value
Agricultural	28	145,390
Commercial	70	1,226,285
Residential	426	3,009,182
Total Real Value	524	4,380,857
Homestead	163	171,410
Veteran	5	64,745
Total Exempt	168	236,155
TIF Increment Value		0
Net Assessed		4,144,702
Under Protest	0	0
Senior Freeze	41	302,709
Capped Parcels	8	66,242

Personal	Count	Value
Agricultural	18	24,556
Commercial	60	277,378
Mobile Home	15	17,516
Total Personal	93	319,450
Total Exempt	20	4,428
TIF Increment Value		0
Net Assessed		315,022
Under Protest	0	0
Freeport	0	0

Public Service	Count	Value
Total PS Value	12	385,339
TIF Increment Value		0
Net Assessed		385,339
Under Protest	0	0



District Totals	
Total Gross Value	5,085,646
Homestead Loss	171,410
Other Exemption Loss	69,173
TIF Increment Value	0
Retained TIF Value	0
Net Assessed Value	4,845,063
Under Protest	0

Total Valuation



Real	Count	Value
Agricultural	0	0
Commercial	0	0
Residential	50	9,641
Total Real Value	50	9,641
Homestead	0	0
Veteran	0	0
Total Exempt	0	0
TIF Increment Value		0
Net Assessed		9,641
Under Protest	0	0
Senior Freeze	0	0
Capped Parcels	0	0

Total Valuation



Personal	Count	Value
Agricultural	0	0
Commercial	0	0
Mobile Home	0	0
Total Personal	0	0
Total Exempt	0	0
TIF Increment Value		0
Net Assessed		0
Under Protest	0	0
Freeport	0	0

Public Service	Count	Value
Total PS Value	0	0
TIF Increment Value		0
Net Assessed		0
Under Protest	0	0


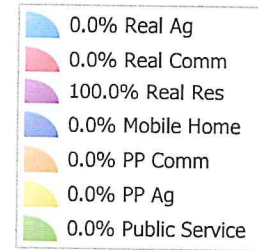
District Totals	
Total Grosss Value	9,641
Homestead Loss	0
Other Exemption Loss	0
TIF Increment Value	0
Retained TIF Value	0
Net Assessed Value	9,641
Under Protest	0

MIDLOTHIAN

District Type: CITY/TOWN

Real	Count	Value
Agricultural	0	0
Commercial	0	0
Residential	38	18,043
Total Real Value	38	18,043
Homestead	0	0
Veteran	0	0
Total Exempt	0	0
TIF Increment Value		0
Net Assessed		18,043
Under Protest	0	0
Senior Freeze	0	0
Capped Parcels	0	0

Total Valuation



Personal	Count	Value
Agricultural	0	0
Commercial	0	0
Mobile Home	0	0
Total Personal	0	0
Total Exempt	0	0
TIF Increment Value		0
Net Assessed		0
Under Protest	0	0
Freeport	0	0

Public Service	Count	Value
Total PS Value	0	0
TIF Increment Value		0
Net Assessed		0
Under Protest	0	0

District Totals		
Total Grosss Value		18,043
Homestead Loss		0
Other Exemption Loss		0
TIF Increment Value		0
Retained TIF Value		0
Net Assessed Value		18,043
Under Protest		0

PARKLAND

District Type: CITY/TOWN

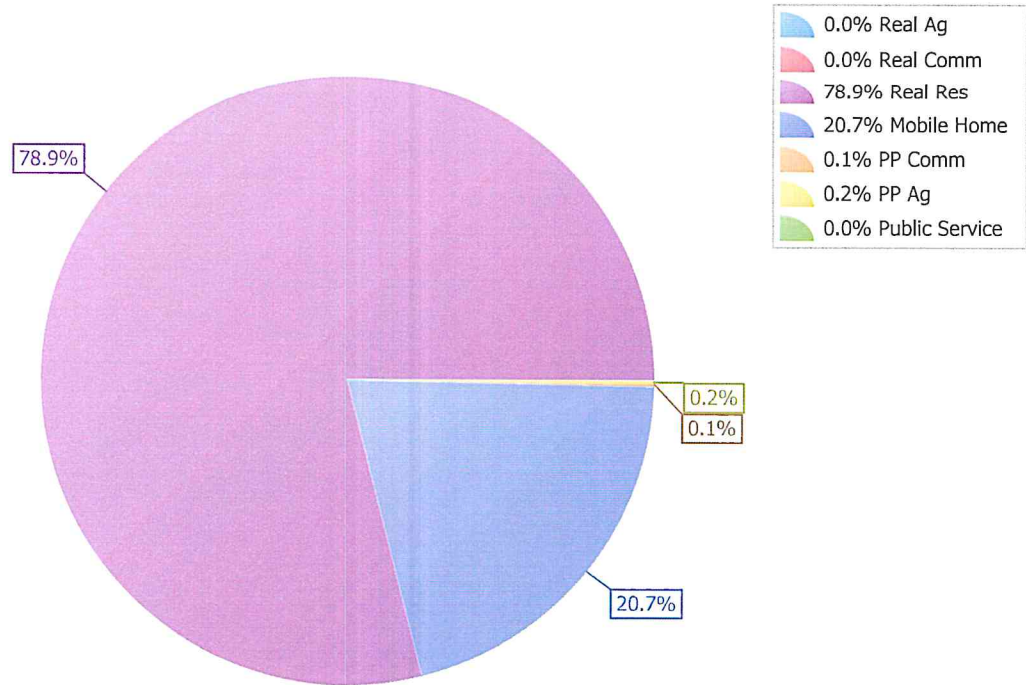
Real	Count	Value
Agricultural	0	0
Commercial	0	0
Residential	32	57,647
Total Real Value	32	57,647
Homestead	4	5,000
Veteran	0	0
Total Exempt	4	5,000
TIF Increment Value		0
Net Assessed		52,647
Under Protest	0	0
Senior Freeze	2	10,020
Capped Parcels	3	7,216

Personal	Count	Value
Agricultural	1	119
Commercial	2	109
Mobile Home	3	15,152
Total Personal	6	15,380
Total Exempt	1	100
TIF Increment Value		0
Net Assessed		15,280
Under Protest	0	0
Freeport	0	0

Public Service	Count	Value
Total PS Value	0	0
TIF Increment Value		0
Net Assessed		0
Under Protest	0	0

District Totals	
Total Grosss Value	73,027
Homestead Loss	5,000
Other Exemption Loss	100
TIF Increment Value	0
Retained TIF Value	0
Net Assessed Value	67,927
Under Protest	0

Total Valuation


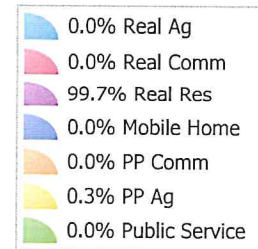


PAYSON

District Type: CITY/TOWN

Real	Count	Value
Agricultural	0	0
Commercial	0	0
Residential	42	29,981
Total Real Value	42	29,981
Homestead	1	1,000
Veteran	0	0
Total Exempt	1	1,000
TIF Increment Value		0
Net Assessed		28,981
Under Protest	0	0
Senior Freeze	0	0
Capped Parcels	0	0

Total Valuation



Personal	Count	Value
Agricultural	1	96
Commercial	1	6
Mobile Home	0	0
Total Personal	2	102
Total Exempt	1	96
TIF Increment Value		0
Net Assessed		6
Under Protest	0	0
Freeport	0	0

Public Service	Count	Value
Total PS Value	0	0
TIF Increment Value		0
Net Assessed		0
Under Protest	0	0

District Totals	
Total Grosss Value	30,083
Homestead Loss	1,000
Other Exemption Loss	96
TIF Increment Value	0
Retained TIF Value	0
Net Assessed Value	28,987
Under Protest	0

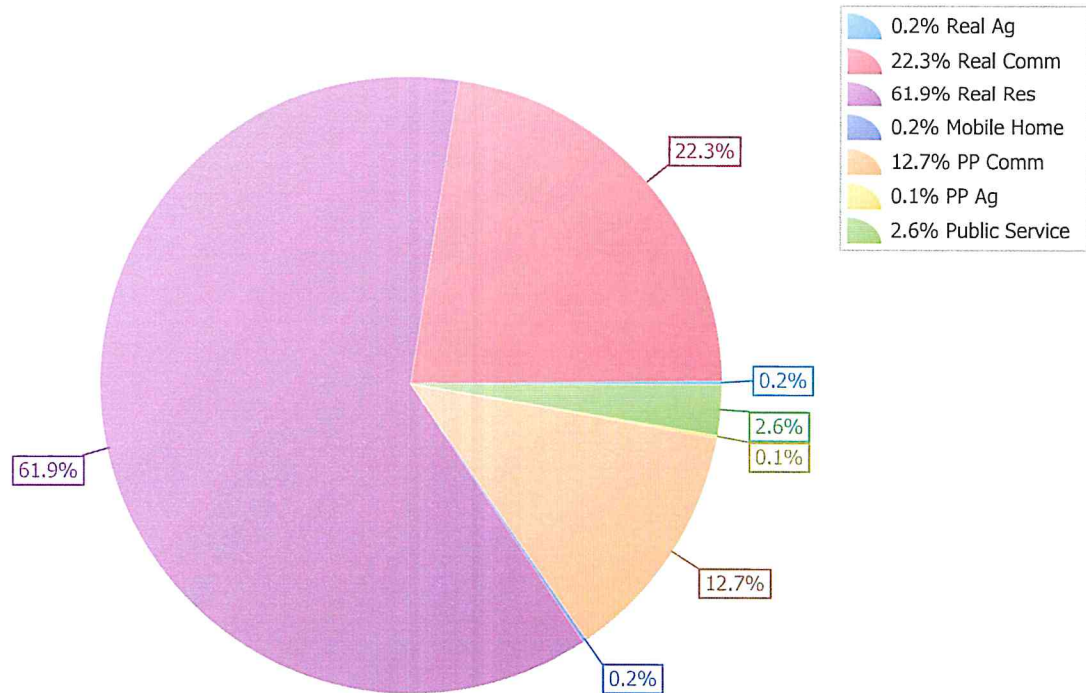
Real	Count	Value
Agricultural	10	24,858
Commercial	184	2,878,510
Residential	1,107	7,969,741
Total Real Value	1,301	10,873,109
Homestead	336	360,327
Veteran	17	192,943
Total Exempt	353	553,270
TIF Increment Value		0
Net Assessed		10,319,839
Under Protest	0	0
Senior Freeze	81	564,402
Capped Parcels	54	212,037

Personal	Count	Value
Agricultural	13	18,754
Commercial	134	1,631,008
Mobile Home	8	23,368
Total Personal	155	1,673,130
Total Exempt	9	1,236
TIF Increment Value		0
Net Assessed		1,671,894
Under Protest	0	0
Freeport	0	0

Public Service	Count	Value
Total PS Value	9	335,754
TIF Increment Value		0
Net Assessed		335,754
Under Protest	0	0

District Totals	
Total Gross Value	12,881,993
Homestead Loss	360,327
Other Exemption Loss	194,179
TIF Increment Value	0
Retained TIF Value	0
Net Assessed Value	12,327,487
Under Protest	0

Total Valuation




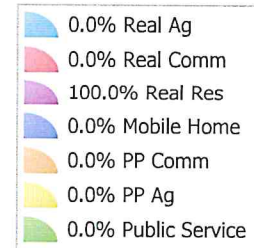
Real	Count	Value
Agricultural	0	0
Commercial	0	0
Residential	11	3,219
Total Real Value	11	3,219
Homestead	0	0
Veteran	0	0
Total Exempt	0	0
TIF Increment Value		0
Net Assessed		3,219
Under Protest	0	0
Senior Freeze	0	0
Capped Parcels	0	0

Personal	Count	Value
Agricultural	0	0
Commercial	0	0
Mobile Home	0	0
Total Personal	0	0
Total Exempt	0	0
TIF Increment Value		0
Net Assessed		0
Under Protest	0	0
Freeport	0	0

Public Service	Count	Value
Total PS Value	0	0
TIF Increment Value		0
Net Assessed		0
Under Protest	0	0

District Totals		
Total Gross Value		3,219
Homestead Loss		0
Other Exemption Loss		0
TIF Increment Value		0
Retained TIF Value		0
Net Assessed Value		3,219
Under Protest		0

Total Valuation



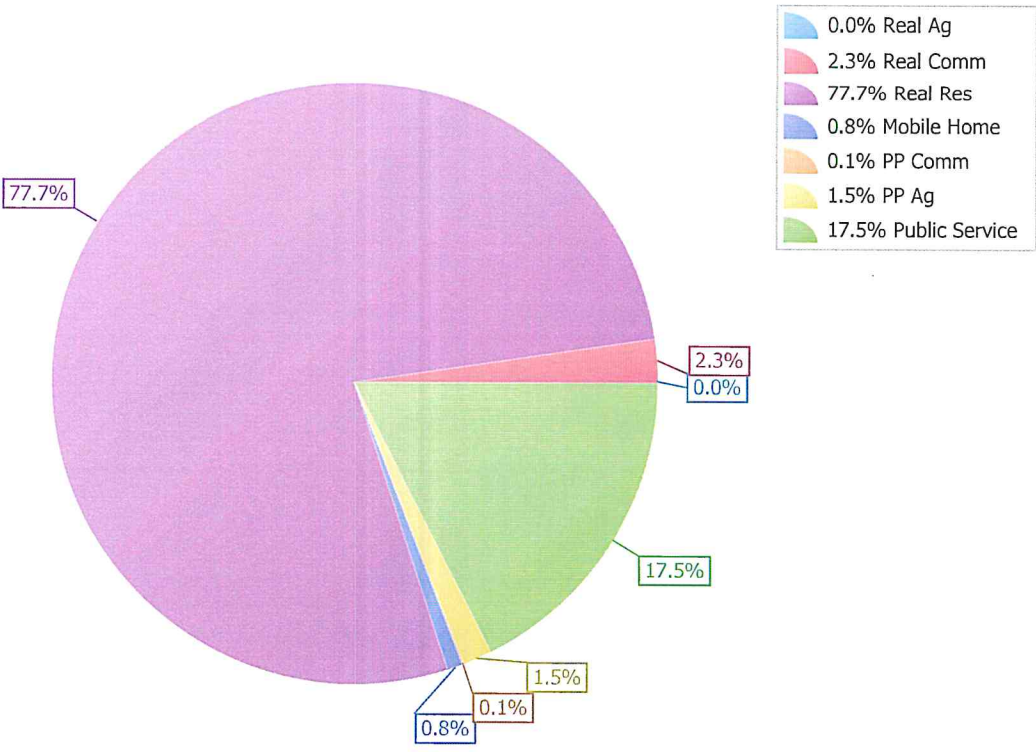
SPARKS		
Real	Count	Value
Agricultural	2	99
Commercial	3	8,238
Residential	234	274,662
Total Real Value	239	282,999
Homestead	26	29,173
Veteran	0	0
Total Exempt	26	29,173
TIF Increment Value		0
Net Assessed		253,826
Under Protest	0	0
Senior Freeze	4	16,856
Capped Parcels	4	16,761

Personal	Count	Value
Agricultural	4	5,478
Commercial	5	296
Mobile Home	2	2,917
Total Personal	11	8,691
Total Exempt	2	400
TIF Increment Value		0
Net Assessed		8,291
Under Protest	0	0
Freeport	0	0

Public Service	Count	Value
Total PS Value	3	61,940
TIF Increment Value		0
Net Assessed		61,940
Under Protest	0	0

District Totals	
Total Grosss Value	353,630
Homestead Loss	29,173
Other Exemption Loss	400
TIF Increment Value	0
Retained TIF Value	0
Net Assessed Value	324,057
Under Protest	0

Total Valuation

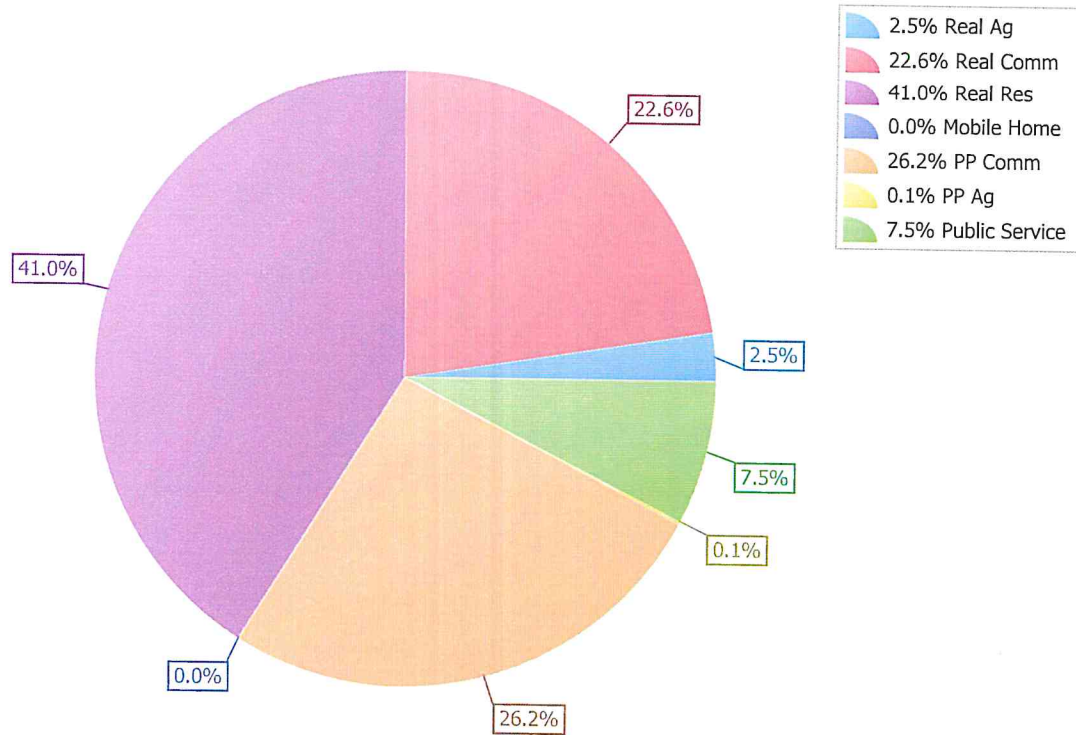


STROUD

District Type: CITY/TOWN

Real	Count	Value
Agricultural	64	555,861
Commercial	272	4,973,126
Residential	1,374	9,015,042
Total Real Value	1,710	14,544,029
Homestead	422	453,818
Veteran	20	271,566
Total Exempt	442	725,384
TIF Increment Value		0
Net Assessed		13,818,645
Under Protest	0	0
Senior Freeze	85	545,908
Capped Parcels	180	862,428

Total Valuation



Personal	Count	Value
Agricultural	36	31,882
Commercial	177	5,752,405
Mobile Home	7	4,026
Total Personal	220	5,788,313
Total Exempt	32	4,014
TIF Increment Value		0
Net Assessed		4,988,657
Under Protest	0	0
Freeport	4	795,642

Public Service	Count	Value
Total PS Value	24	1,648,895
TIF Increment Value		0
Net Assessed		1,648,895
Under Protest	0	0

District Totals		
Total Gross Value		21,981,237
Homestead Loss		453,818
Other Exemption Loss		275,580
TIF Increment Value		0
Retained TIF Value		0
Net Assessed Value		20,456,197
Under Protest		0

TRYON

District Type: CITY/TOWN

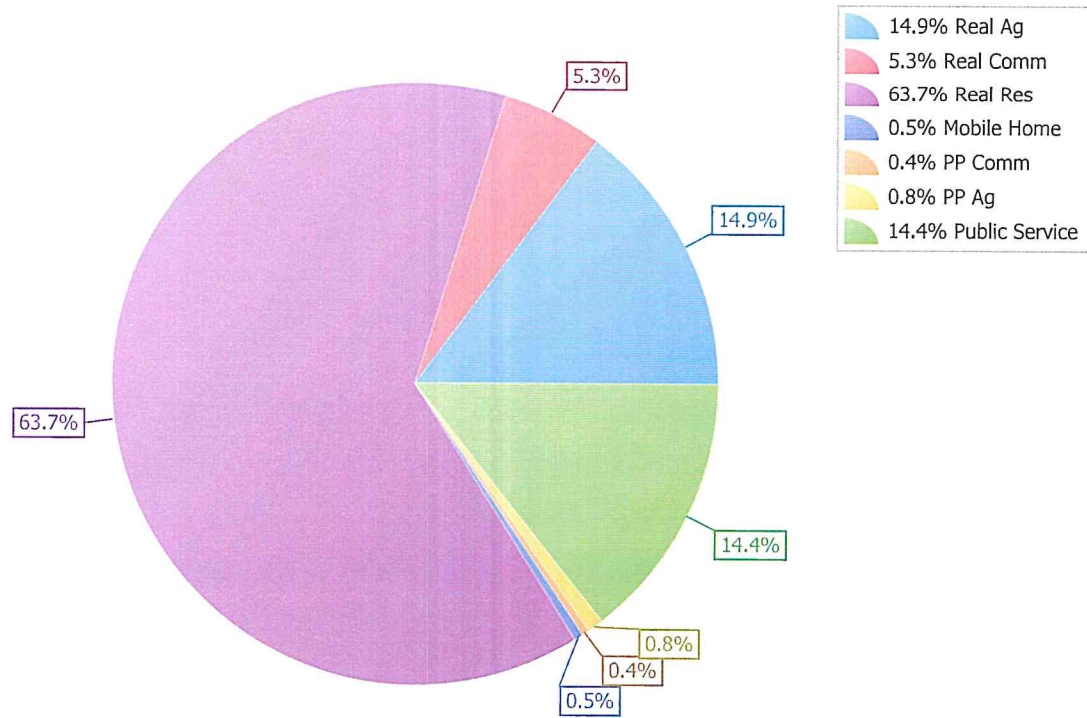
Real	Count	Value
Agricultural	25	191,463
Commercial	18	68,855
Residential	224	821,482
Total Real Value	267	1,081,800
Homestead	69	74,139
Veteran	3	18,267
Total Exempt	72	92,406
TIF Increment Value		0
Net Assessed		989,394
Under Protest	0	0
Senior Freeze	20	97,296
Capped Parcels	12	36,705

Personal	Count	Value
Agricultural	12	10,818
Commercial	9	5,078
Mobile Home	5	6,051
Total Personal	26	21,947
Total Exempt	11	932
TIF Increment Value		0
Net Assessed		21,015
Under Protest	0	0
Freeport	0	0

Public Service	Count	Value
Total PS Value	5	185,275
TIF Increment Value		0
Net Assessed		185,275
Under Protest	0	0

District Totals	
Total Grosss Value	1,289,022
Homestead Loss	74,139
Other Exemption Loss	19,199
TIF Increment Value	0
Retained TIF Value	0
Net Assessed Value	1,195,684
Under Protest	0

Total Valuation



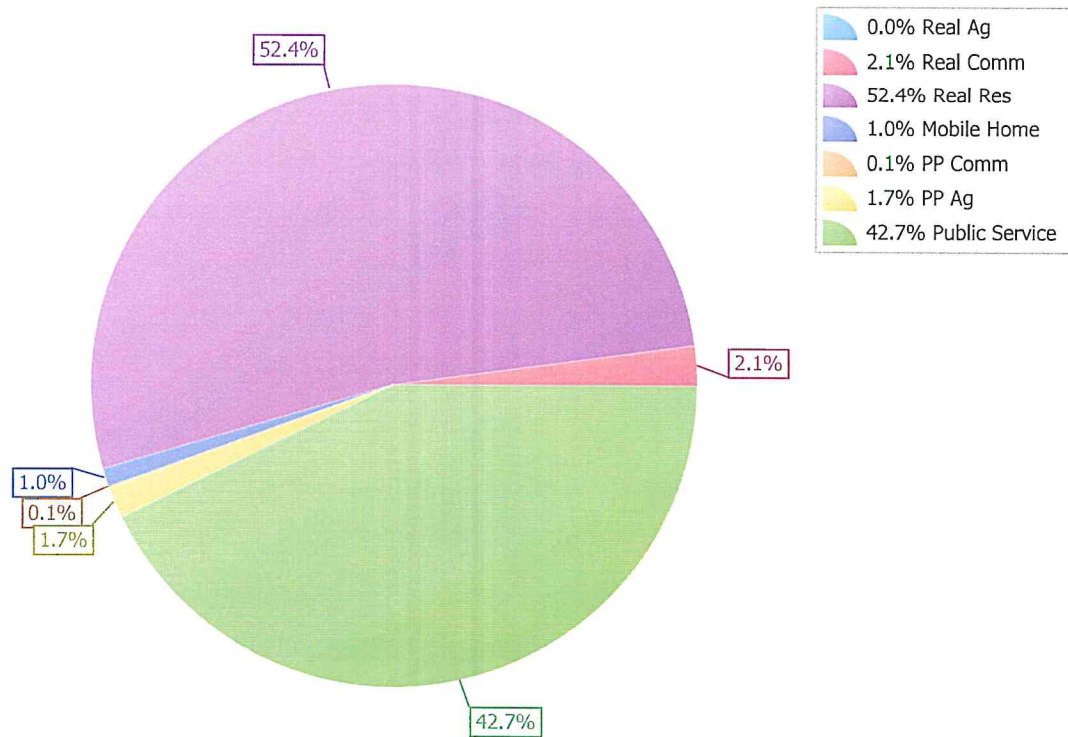
Real	Count	Value
Agricultural	0	0
Commercial	1	10,675
Residential	144	260,541
Total Real Value	145	271,216
Homestead	26	27,000
Veteran	0	0
Total Exempt	26	27,000
TIF Increment Value		0
Net Assessed		244,216
Under Protest	0	0
Senior Freeze	8	39,034
Capped Parcels	2	5,511

Personal	Count	Value
Agricultural	3	8,336
Commercial	5	321
Mobile Home	3	4,964
Total Personal	11	13,621
Total Exempt	2	200
TIF Increment Value		0
Net Assessed		13,421
Under Protest	0	0
Freeport	0	0

Public Service	Count	Value
Total PS Value	8	212,344
TIF Increment Value		0
Net Assessed		212,344
Under Protest	0	0

District Totals	
Total Grosss Value	497,181
Homestead Loss	27,000
Other Exemption Loss	200
TIF Increment Value	0
Retained TIF Value	0
Net Assessed Value	469,981
Under Protest	0

Total Valuation



WELLSTON

District Type: CITY/TOWN

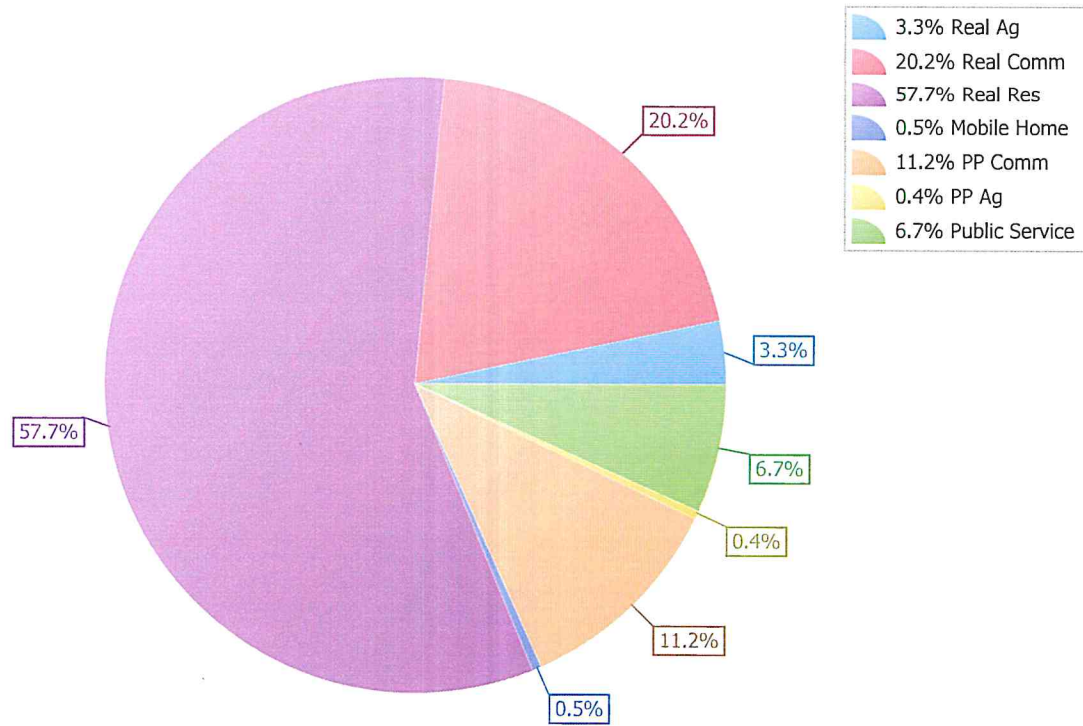
Real	Count	Value
Agricultural	11	133,883
Commercial	43	810,265
Residential	418	2,316,608
Total Real Value	472	3,260,756
Homestead	127	133,488
Veteran	8	72,550
Total Exempt	135	206,038
TIF Increment Value		0
Net Assessed		3,054,718
Under Protest	0	0
Senior Freeze	23	128,097
Capped Parcels	19	261,359

Personal	Count	Value
Agricultural	5	17,074
Commercial	48	449,306
Mobile Home	8	18,996
Total Personal	61	485,376
Total Exempt	7	1,256
TIF Increment Value		0
Net Assessed		484,120
Under Protest	0	0
Freeport	0	0

Public Service	Count	Value
Total PS Value	8	268,467
TIF Increment Value		0
Net Assessed		268,467
Under Protest	0	0

District Totals	
Total Gross Value	4,014,599
Homestead Loss	133,488
Other Exemption Loss	73,806
TIF Increment Value	0
Retained TIF Value	0
Net Assessed Value	3,807,305
Under Protest	0

Total Valuation



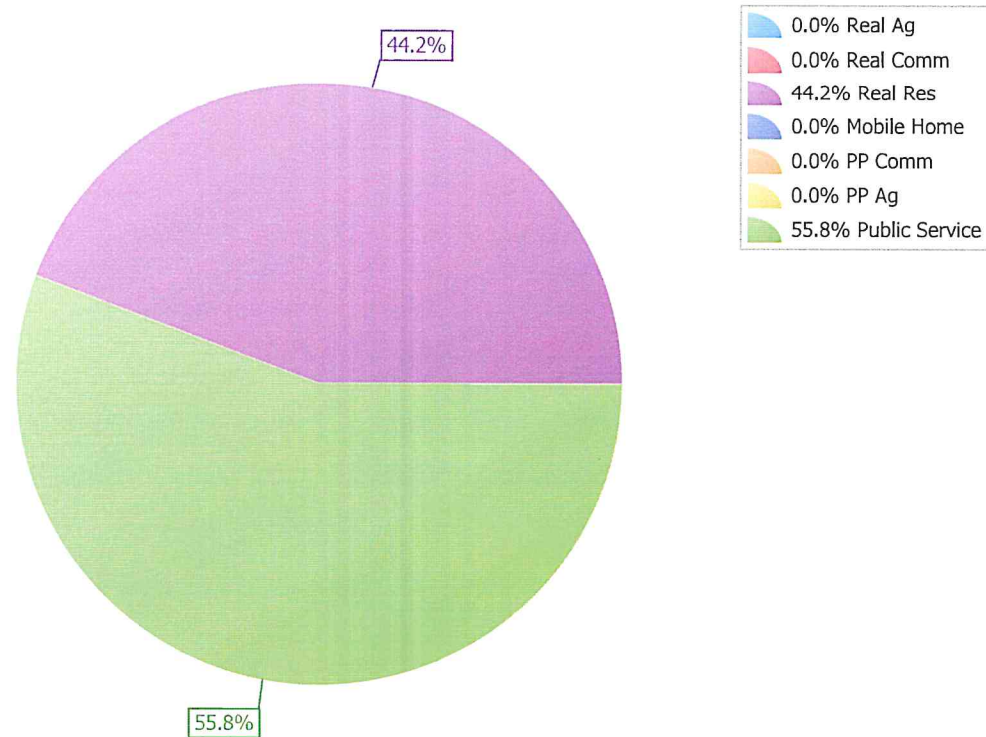
Real	Count	Value
Agricultural	0	0
Commercial	0	0
Residential	4	4,149
Total Real Value	4	4,149
Homestead	1	1,000
Veteran	0	0
Total Exempt	1	1,000
TIF Increment Value		0
Net Assessed		3,149
Under Protest	0	0
Senior Freeze	0	0
Capped Parcels	0	0

Personal	Count	Value
Agricultural	0	0
Commercial	0	0
Mobile Home	0	0
Total Personal	0	0
Total Exempt	0	0
TIF Increment Value		0
Net Assessed		0
Under Protest	0	0
Freeport	0	0

Public Service	Count	Value
Total PS Value	1	5,233
TIF Increment Value		0
Net Assessed		5,233
Under Protest	0	0

District Totals	
Total Grosss Value	9,382
Homestead Loss	1,000
Other Exemption Loss	0
TIF Increment Value	0
Retained TIF Value	0
Net Assessed Value	8,382
Under Protest	0

Total Valuation



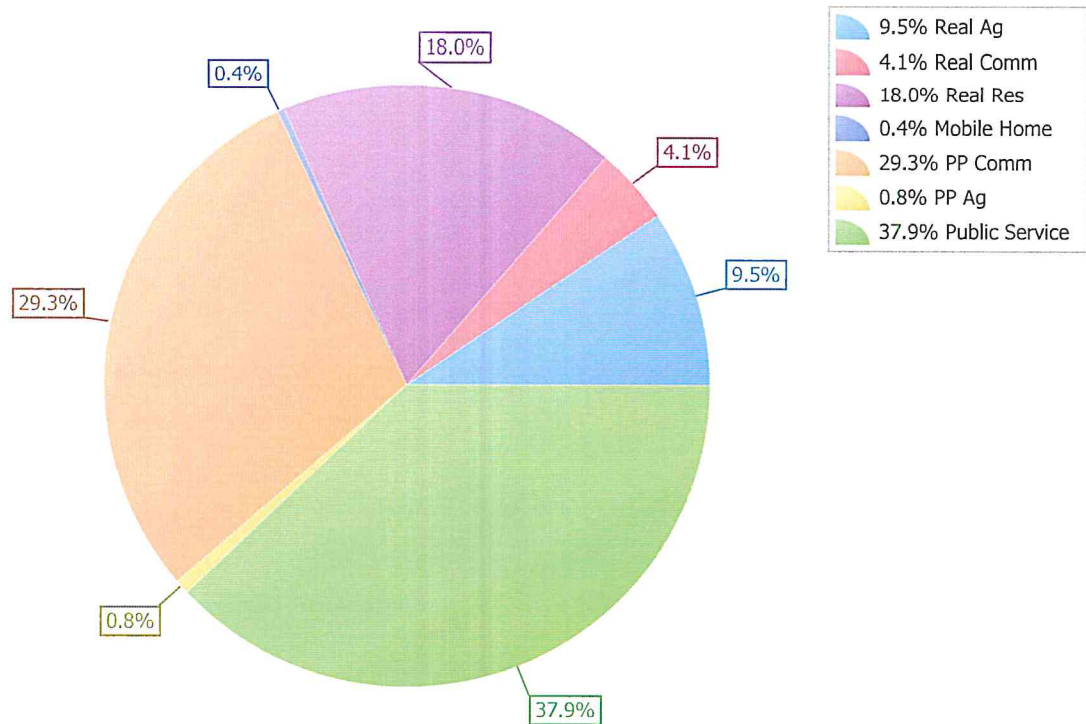
Real	Count	Value
Agricultural	8,457	55,314,905
Commercial	1,161	23,852,421
Residential	15,297	104,616,740
Total Real Value	24,915	183,784,066
Homestead	6,711	7,029,178
Veteran	366	5,223,939
Total Exempt	7,077	12,253,117
TIF Increment Value		0
Net Assessed		171,530,949
Under Protest	0	0
Senior Freeze	1,186	8,989,556
Capped Parcels	1,023	5,694,277

Personal	Count	Value
Agricultural	2,420	4,385,449
Commercial	1,366	169,933,029
Mobile Home	688	2,238,681
Total Personal	4,474	176,557,159
Total Exempt	1,909	261,792
TIF Increment Value		0
Net Assessed		174,024,296
Under Protest	0	0
Freeport	6	2,271,071

Public Service	Count	Value
Total PS Value	416	220,006,800
TIF Increment Value		0
Net Assessed		220,006,800
Under Protest	0	0

District Totals	
Total Grosss Value	580,348,025
Homestead Loss	7,029,178
Other Exemption Loss	5,485,731
TIF Increment Value	0
Retained TIF Value	0
Net Assessed Value	565,562,045
Under Protest	0

Total Valuation



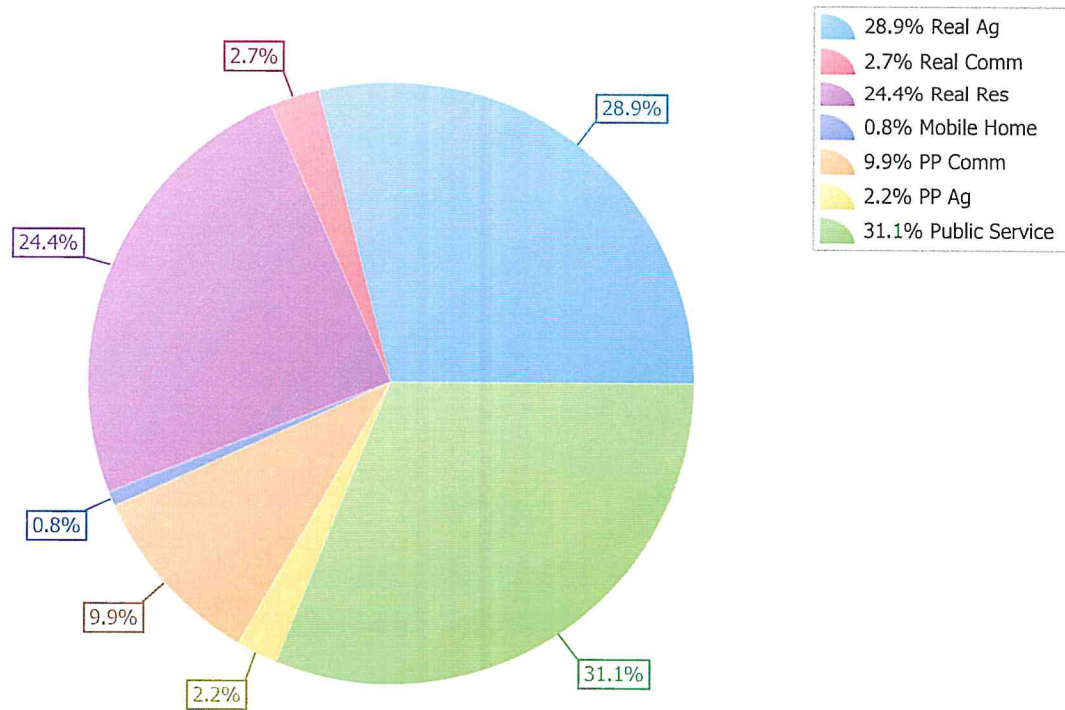
Real	Count	Value
Agricultural	1,677	10,296,880
Commercial	79	949,984
Residential	1,619	8,699,101
Total Real Value	3,375	19,945,965
Homestead	808	857,279
Veteran	33	407,069
Total Exempt	841	1,264,348
TIF Increment Value		0
Net Assessed		18,681,617
Under Protest	0	0
Senior Freeze	141	950,244
Capped Parcels	136	380,525

Personal	Count	Value
Agricultural	393	795,573
Commercial	156	3,508,049
Mobile Home	96	283,455
Total Personal	645	4,587,077
Total Exempt	299	42,397
TIF Increment Value		0
Net Assessed		4,544,680
Under Protest	0	0
Freeport	0	0

Public Service	Count	Value
Total PS Value	67	11,073,139
TIF Increment Value		0
Net Assessed		11,073,139
Under Protest	0	0

District Totals	
Total Grosss Value	35,606,181
Homestead Loss	857,279
Other Exemption Loss	449,466
TIF Increment Value	0
Retained TIF Value	0
Net Assessed Value	34,299,436
Under Protest	0

Total Valuation



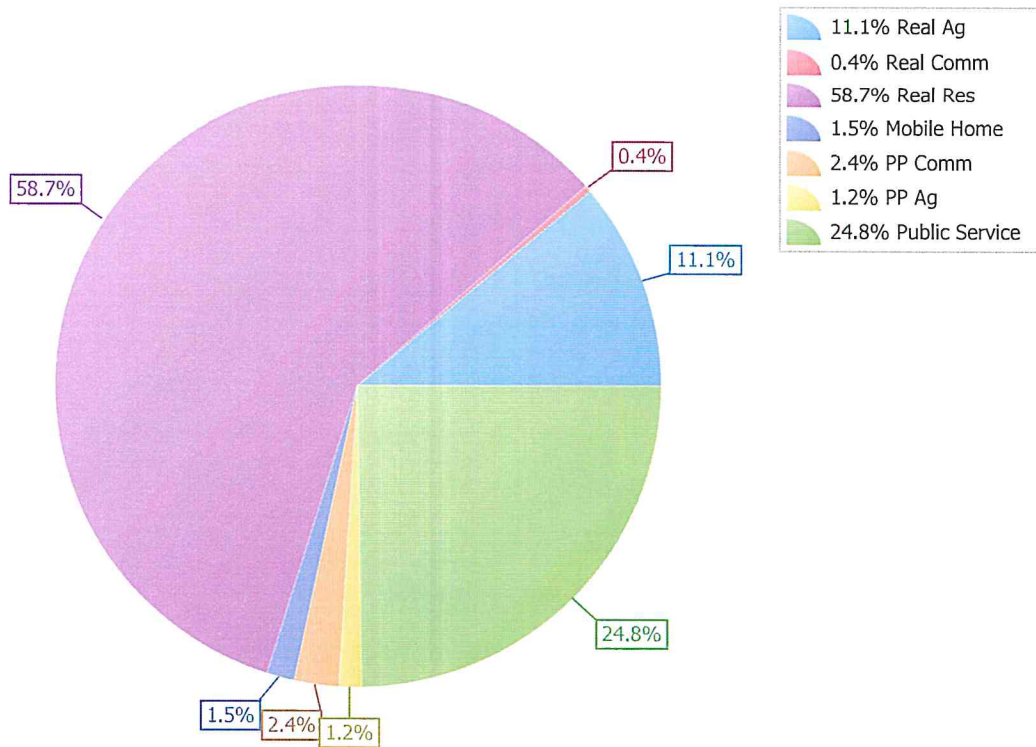
Real	Count	Value
Agricultural	210	1,460,181
Commercial	5	46,237
Residential	1,479	7,687,729
Total Real Value	1,694	9,194,147
Homestead	476	518,271
Veteran	34	312,062
Total Exempt	510	830,333
TIF Increment Value		0
Net Assessed		8,363,814
Under Protest	0	0
Senior Freeze	101	665,646
Capped Parcels	60	317,066

Personal	Count	Value
Agricultural	101	156,358
Commercial	27	310,382
Mobile Home	79	194,261
Total Personal	207	661,001
Total Exempt	79	12,157
TIF Increment Value		0
Net Assessed		648,844
Under Protest	0	0
Freeport	0	0

Public Service	Count	Value
Total PS Value	28	3,242,948
TIF Increment Value		0
Net Assessed		3,242,948
Under Protest	0	0

District Totals		
Total Grosss Value		13,098,096
Homestead Loss		518,271
Other Exemption Loss		324,219
TIF Increment Value		0
Retained TIF Value		0
Net Assessed Value		12,255,606
Under Protest		0

Total Valuation



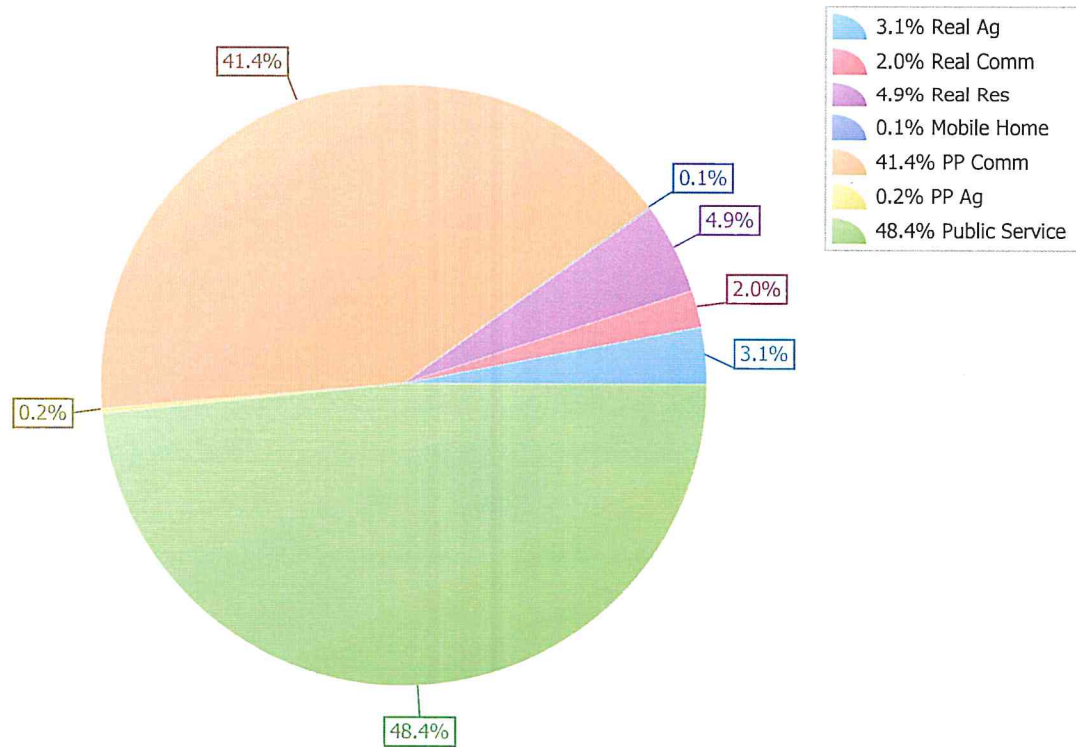
Real	Count	Value
Agricultural	1,948	11,218,823
Commercial	380	7,225,237
Residential	2,957	17,727,961
Total Real Value	5,285	36,172,021
Homestead	1,257	1,328,439
Veteran	40	512,329
Total Exempt	1,297	1,840,768
TIF Increment Value		0
Net Assessed		34,331,253
Under Protest	0	0
Senior Freeze	230	1,563,127
Capped Parcels	320	1,190,687

Personal	Count	Value
Agricultural	490	905,831
Commercial	345	151,097,922
Mobile Home	93	258,573
Total Personal	928	152,262,326
Total Exempt	371	48,096
TIF Increment Value		0
Net Assessed		150,349,314
Under Protest	0	0
Freeport	5	1,864,916

Public Service	Count	Value
Total PS Value	136	176,594,995
TIF Increment Value		0
Net Assessed		176,594,995
Under Protest	0	0

District Totals	
Total Grosss Value	365,029,342
Homestead Loss	1,328,439
Other Exemption Loss	560,425
TIF Increment Value	0
Retained TIF Value	0
Net Assessed Value	361,275,562
Under Protest	0

Total Valuation



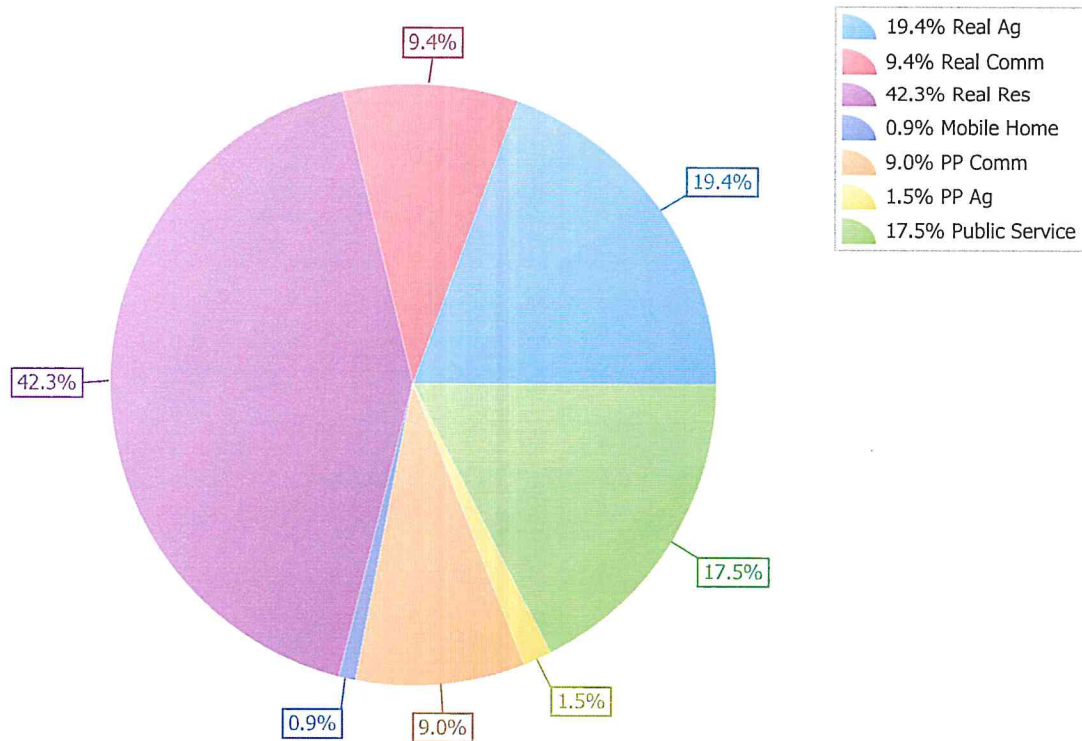
Real	Count	Value
Agricultural	4,622	32,339,021
Commercial	697	15,630,963
Residential	9,242	70,501,949
Total Real Value	14,561	118,471,933
Homestead	4,170	4,325,189
Veteran	259	3,992,479
Total Exempt	4,429	8,317,668
TIF Increment Value		0
Net Assessed		110,154,265
Under Protest	0	0
Senior Freeze	714	5,810,539
Capped Parcels	507	3,805,999

Personal	Count	Value
Agricultural	1,436	2,527,687
Commercial	838	15,016,676
Mobile Home	420	1,502,392
Total Personal	2,694	19,046,755
Total Exempt	1,160	159,142
TIF Increment Value		0
Net Assessed		18,481,458
Under Protest	0	0
Freeport	1	406,155

Public Service	Count	Value
Total PS Value	185	29,095,718
TIF Increment Value		0
Net Assessed		29,095,718
Under Protest	0	0

District Totals	
Total Grosss Value	166,614,406
Homestead Loss	4,325,189
Other Exemption Loss	4,151,621
TIF Increment Value	0
Retained TIF Value	0
Net Assessed Value	157,731,441
Under Protest	0

Total Valuation



D-5 WHITE ROCK

District Type: SCHOOL

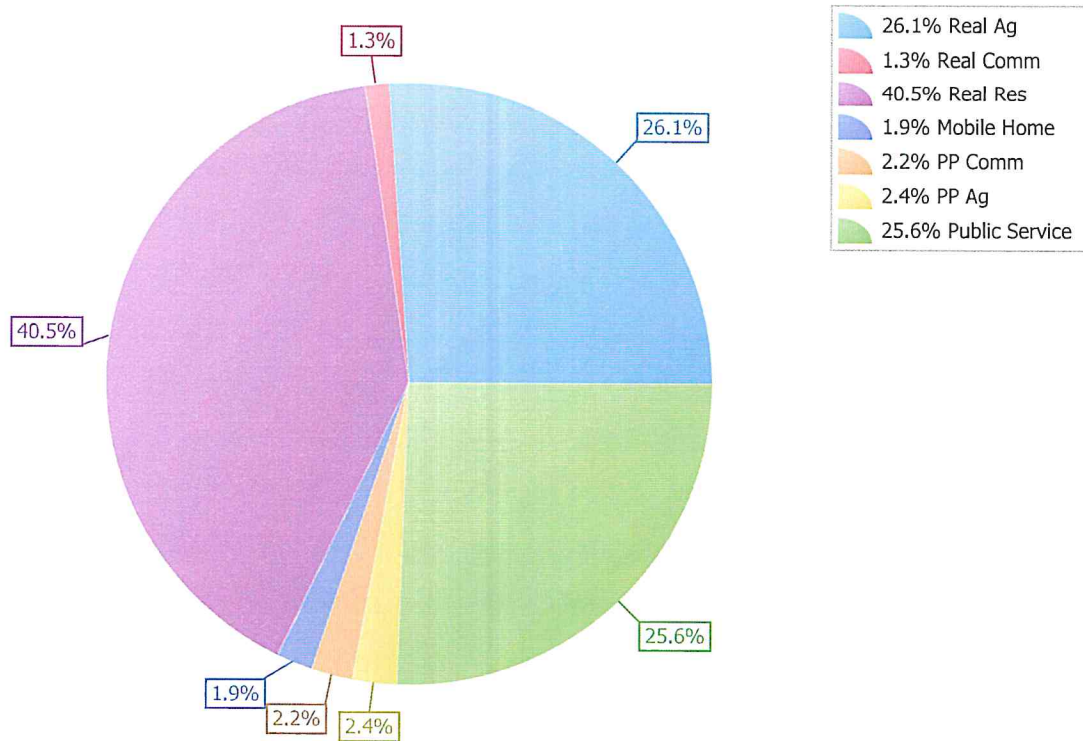
Real	Count	Value
Agricultural	482	2,906,325
Commercial	6	143,785
Residential	843	4,509,981
Total Real Value	1,331	7,560,091
Homestead	293	300,411
Veteran	25	399,692
Total Exempt	318	700,103
TIF Increment Value		0
Net Assessed		6,859,988
Under Protest	0	0
Senior Freeze	54	384,333
Capped Parcels	129	841,274

Personal	Count	Value
Agricultural	142	261,901
Commercial	23	246,676
Mobile Home	58	213,802
Total Personal	223	722,379
Total Exempt	112	16,385
TIF Increment Value		0
Net Assessed		705,994
Under Protest	0	0
Freeport	0	0

Public Service	Count	Value
Total PS Value	19	2,846,227
TIF Increment Value		0
Net Assessed		2,846,227
Under Protest	0	0

District Totals	
Total Grosss Value	11,128,697
Homestead Loss	300,411
Other Exemption Loss	416,077
TIF Increment Value	0
Retained TIF Value	0
Net Assessed Value	10,412,209
Under Protest	0

Total Valuation



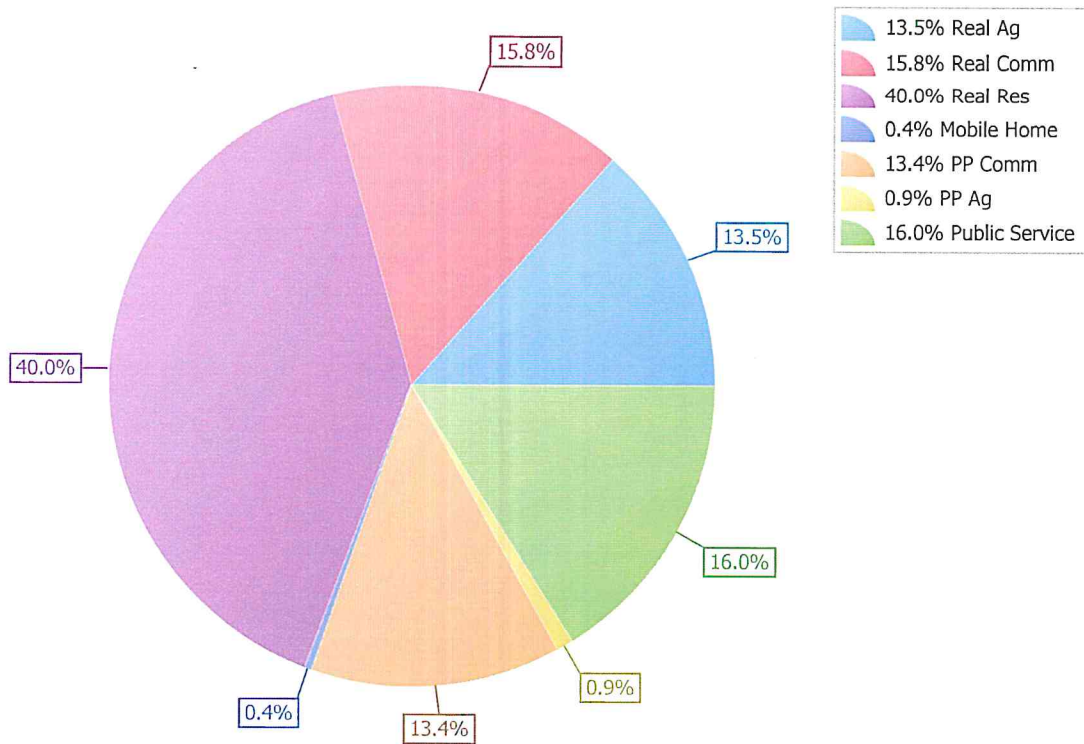
Real	Count	Value
Agricultural	1,044	8,157,430
Commercial	285	9,510,333
Residential	2,586	24,171,799
Total Real Value	3,915	41,839,562
Homestead	1,206	1,257,148
Veteran	69	1,170,284
Total Exempt	1,275	2,427,432
TIF Increment Value		0
Net Assessed		39,412,130
Under Protest	0	0
Senior Freeze	201	1,762,352
Capped Parcels	135	1,610,969

Personal	Count	Value
Agricultural	313	556,554
Commercial	341	8,061,147
Mobile Home	54	225,515
Total Personal	708	8,843,216
Total Exempt	268	36,834
TIF Increment Value		0
Net Assessed		8,400,227
Under Protest	0	0
Freeport	1	406,155

Public Service	Count	Value
Total PS Value	44	9,685,899
TIF Increment Value		0
Net Assessed		9,685,899
Under Protest	0	0

District Totals	
Total Grosss Value	60,368,677
Homestead Loss	1,257,148
Other Exemption Loss	1,207,118
TIF Increment Value	0
Retained TIF Value	0
Net Assessed Value	57,498,256
Under Protest	0

Total Valuation



I-103 PRAGUE

District Type: SCHOOL

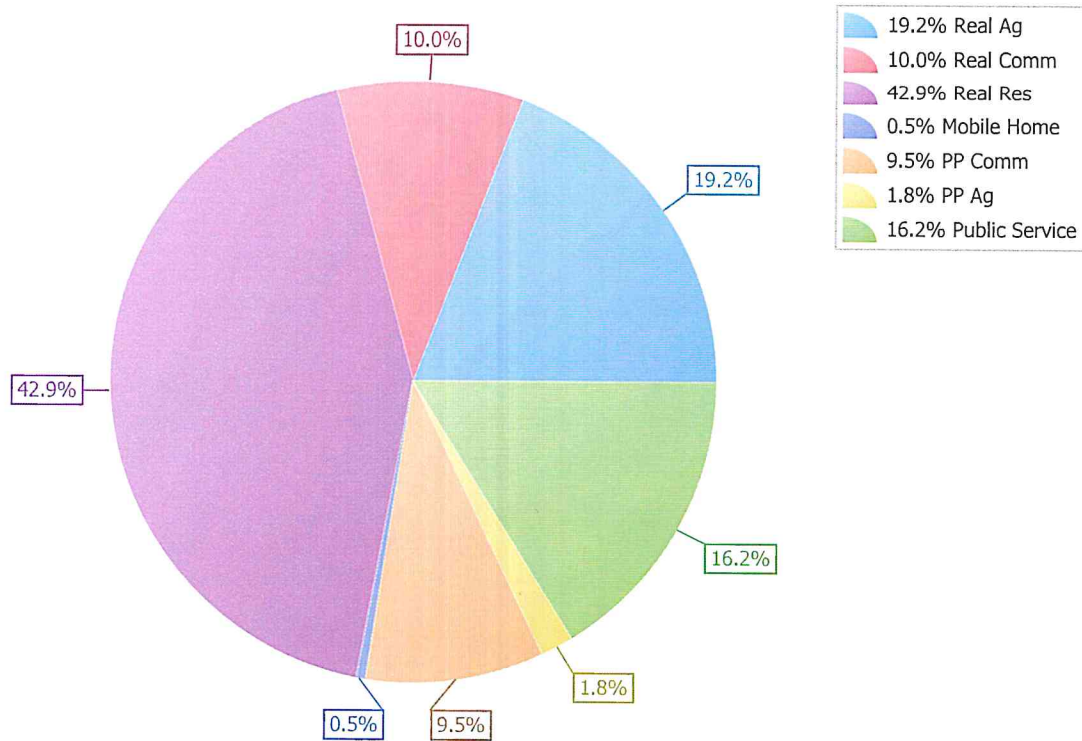
Real	Count	Value
Agricultural	853	6,502,583
Commercial	226	3,384,450
Residential	1,801	14,554,275
Total Real Value	2,880	24,441,308
Homestead	822	862,135
Veteran	50	701,189
Total Exempt	872	1,563,324
TIF Increment Value		0
Net Assessed		22,877,984
Under Protest	0	0
Senior Freeze	155	1,241,441
Capped Parcels	86	409,593

Personal	Count	Value
Agricultural	299	598,066
Commercial	203	3,227,350
Mobile Home	55	169,806
Total Personal	557	3,995,222
Total Exempt	230	32,425
TIF Increment Value		0
Net Assessed		3,962,797
Under Protest	0	0
Freeport	0	0

Public Service	Count	Value
Total PS Value	25	5,479,294
TIF Increment Value		0
Net Assessed		5,479,294
Under Protest	0	0

District Totals	
Total Grosss Value	33,915,824
Homestead Loss	862,135
Other Exemption Loss	733,614
TIF Increment Value	0
Retained TIF Value	0
Net Assessed Value	32,320,075
Under Protest	0

Total Valuation



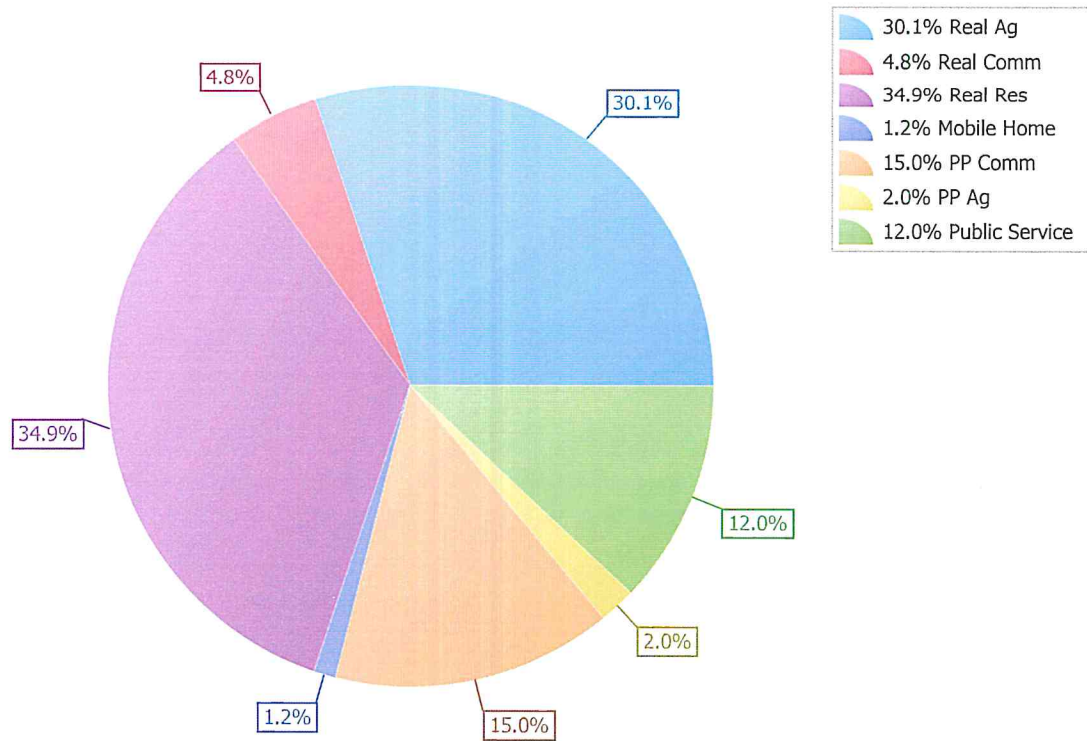
Real	Count	Value
Agricultural	455	2,526,047
Commercial	42	405,238
Residential	548	2,925,591
Total Real Value	1,045	5,856,876
Homestead	209	220,709
Veteran	9	96,723
Total Exempt	218	317,432
TIF Increment Value		0
Net Assessed		5,539,444
Under Protest	0	0
Senior Freeze	34	253,222
Capped Parcels	19	123,310

Personal	Count	Value
Agricultural	84	165,464
Commercial	58	1,255,109
Mobile Home	22	98,362
Total Personal	164	1,518,935
Total Exempt	66	8,940
TIF Increment Value		0
Net Assessed		1,509,995
Under Protest	0	0
Freeport	0	0

Public Service	Count	Value
Total PS Value	21	1,008,385
TIF Increment Value		0
Net Assessed		1,008,385
Under Protest	0	0

District Totals		
Total Grosss Value		8,384,196
Homestead Loss		220,709
Other Exemption Loss		105,663
TIF Increment Value		0
Retained TIF Value		0
Net Assessed Value		8,057,824
Under Protest		0

Total Valuation



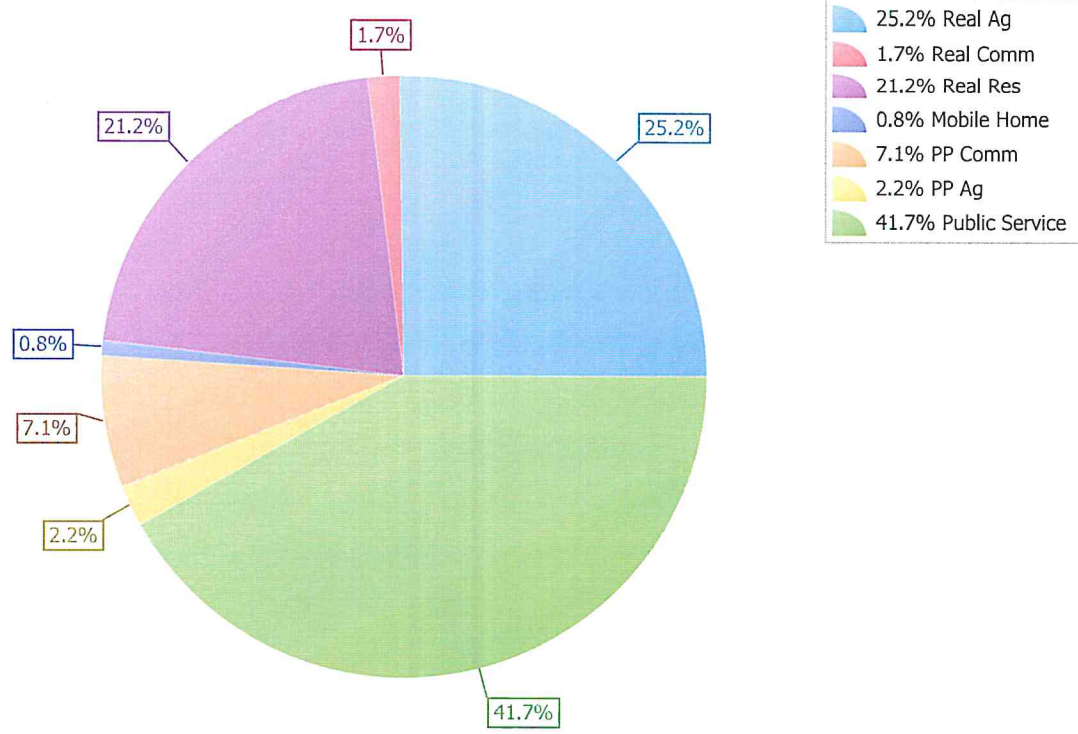
Real	Count	Value
Agricultural	503	3,423,874
Commercial	10	234,075
Residential	545	2,880,254
Total Real Value	1,058	6,538,203
Homestead	295	316,624
Veteran	12	210,308
Total Exempt	307	526,932
TIF Increment Value		0
Net Assessed		6,011,271
Under Protest	0	0
Senior Freeze	52	365,606
Capped Parcels	56	147,870

Personal	Count	Value
Agricultural	153	299,899
Commercial	49	959,089
Mobile Home	43	107,794
Total Personal	245	1,366,782
Total Exempt	117	14,149
TIF Increment Value		0
Net Assessed		1,352,633
Under Protest	0	0
Freeport	0	0

Public Service	Count	Value
Total PS Value	27	5,665,779
TIF Increment Value		0
Net Assessed		5,665,779
Under Protest	0	0

District Totals	
Total Gross Value	13,570,764
Homestead Loss	316,624
Other Exemption Loss	224,457
TIF Increment Value	0
Retained TIF Value	0
Net Assessed Value	13,029,683
Under Protest	0

Total Valuation



I-3 DAVENPORT

District Type: SCHOOL

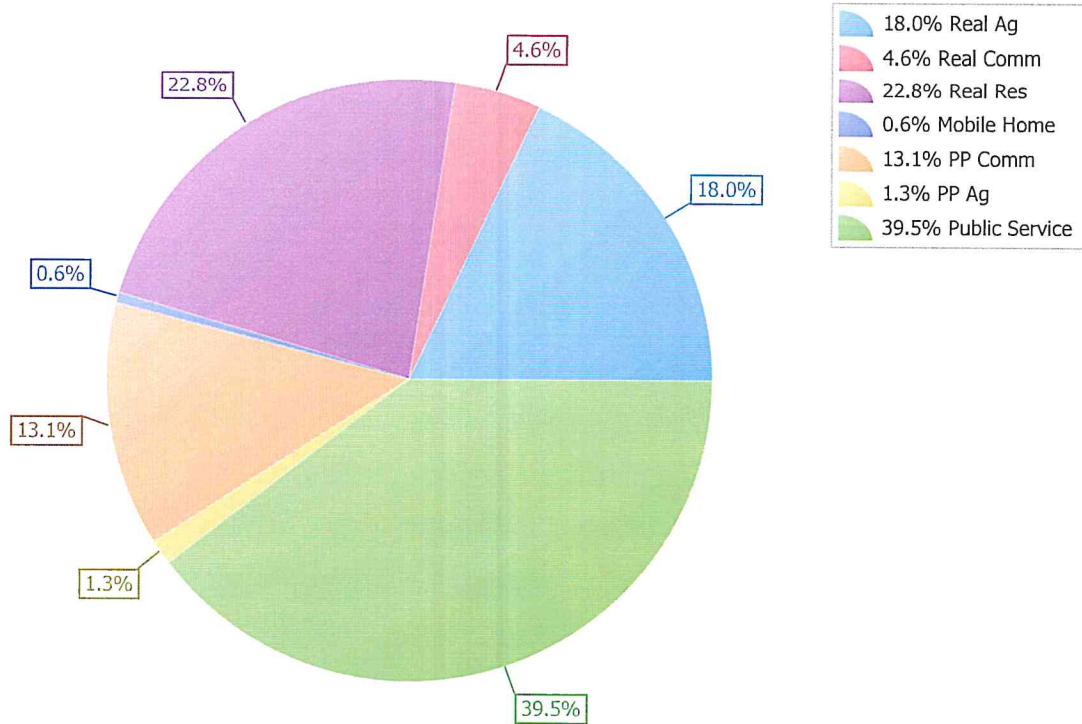
Real	Count	Value
Agricultural	628	3,363,006
Commercial	70	860,629
Residential	781	4,261,601
Total Real Value	1,479	8,485,236
Homestead	356	376,192
Veteran	6	62,911
Total Exempt	362	439,103
TIF Increment Value		0
Net Assessed		8,046,133
Under Protest	0	0
Senior Freeze	68	466,774
Capped Parcels	73	125,100

Personal	Count	Value
Agricultural	127	248,579
Commercial	71	2,452,398
Mobile Home	40	105,876
Total Personal	238	2,806,853
Total Exempt	91	10,881
TIF Increment Value		0
Net Assessed		2,795,972
Under Protest	0	0
Freeport	0	0

Public Service	Count	Value
Total PS Value	36	7,381,282
TIF Increment Value		0
Net Assessed		7,381,282
Under Protest	0	0

District Totals	
Total Grosss Value	18,673,371
Homestead Loss	376,192
Other Exemption Loss	73,792
TIF Increment Value	0
Retained TIF Value	0
Net Assessed Value	18,223,387
Under Protest	0

Total Valuation



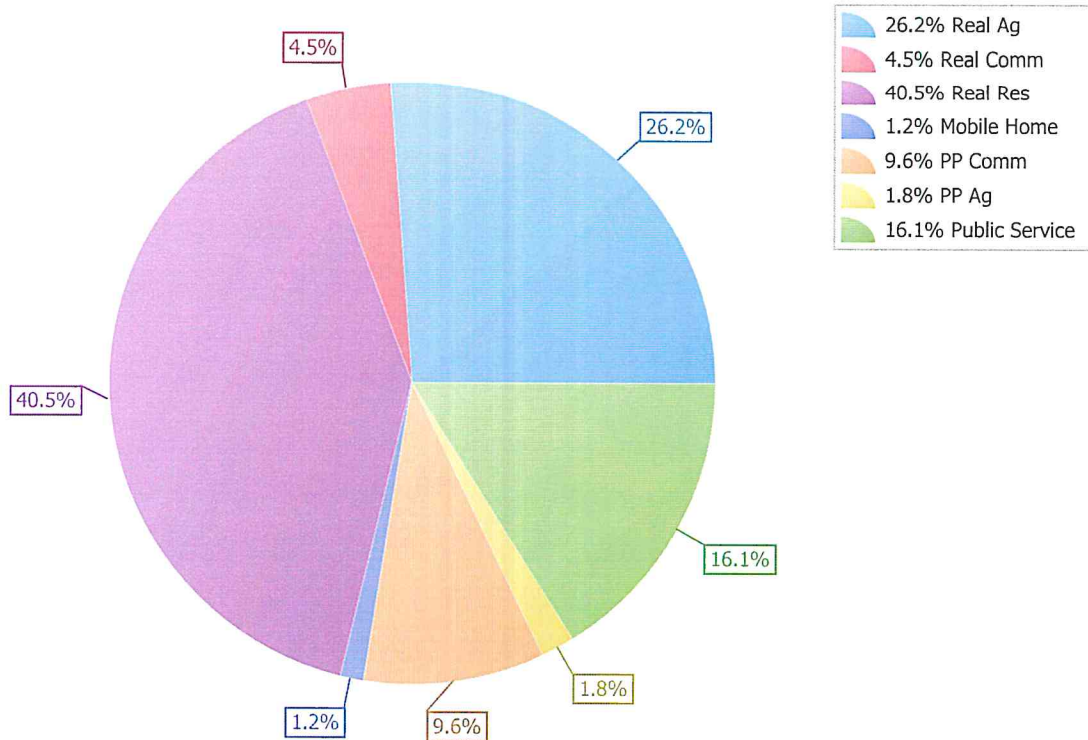
Real	Count	Value
Agricultural	937	6,302,506
Commercial	84	1,094,658
Residential	1,647	9,748,757
Total Real Value	2,668	17,145,921
Homestead	720	746,028
Veteran	34	420,212
Total Exempt	754	1,166,240
TIF Increment Value		0
Net Assessed		15,979,681
Under Protest	0	0
Senior Freeze	110	820,713
Capped Parcels	75	527,361

Personal	Count	Value
Agricultural	250	434,339
Commercial	115	2,321,089
Mobile Home	92	298,327
Total Personal	457	3,053,755
Total Exempt	196	27,233
TIF Increment Value		0
Net Assessed		3,026,522
Under Protest	0	0
Freeport	0	0

Public Service	Count	Value
Total PS Value	42	3,868,782
TIF Increment Value		0
Net Assessed		3,868,782
Under Protest	0	0

District Totals	
Total Grosss Value	24,068,458
Homestead Loss	746,028
Other Exemption Loss	447,445
TIF Increment Value	0
Retained TIF Value	0
Net Assessed Value	22,874,985
Under Protest	0

Total Valuation



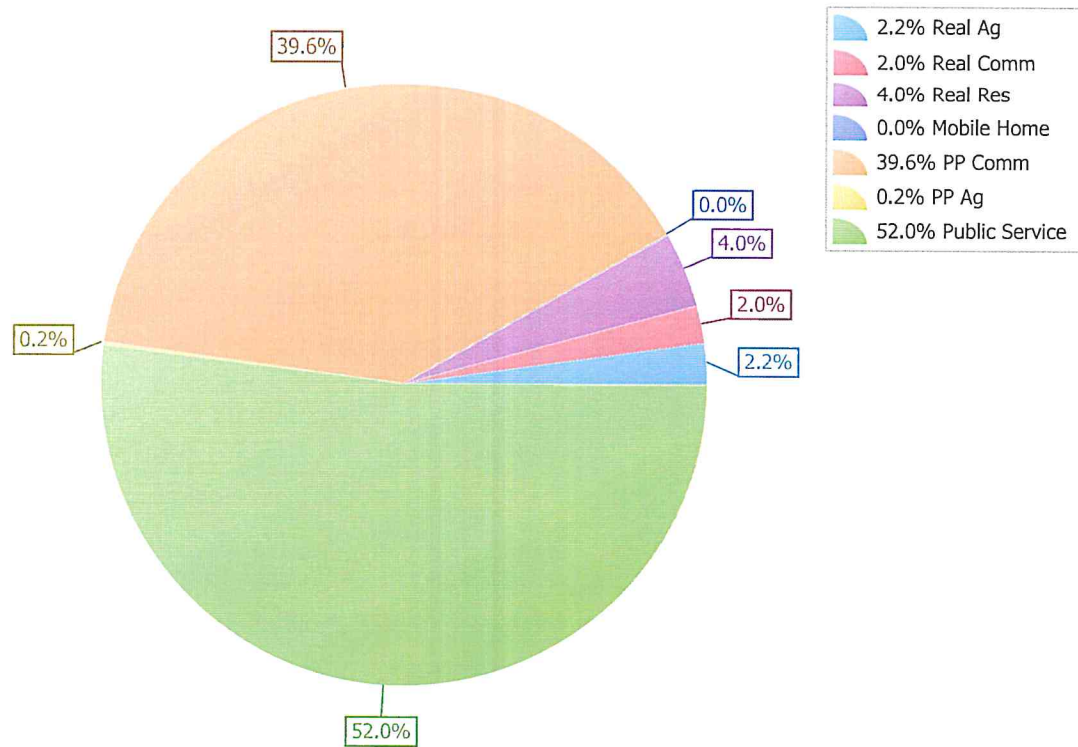
Real	Count	Value
Agricultural	1,184	6,948,587
Commercial	306	6,320,916
Residential	2,061	12,582,133
Total Real Value	3,551	25,851,636
Homestead	837	886,247
Veteran	33	443,798
Total Exempt	870	1,330,045
TIF Increment Value		0
Net Assessed		24,521,591
Under Protest	0	0
Senior Freeze	151	1,006,460
Capped Parcels	229	998,310

Personal	Count	Value
Agricultural	325	552,779
Commercial	259	124,239,165
Mobile Home	48	139,281
Total Personal	632	124,931,225
Total Exempt	253	34,069
TIF Increment Value		0
Net Assessed		123,032,240
Under Protest	0	0
Freeport	5	1,864,916

Public Service	Count	Value
Total PS Value	76	163,188,872
TIF Increment Value		0
Net Assessed		163,188,872
Under Protest	0	0

District Totals	
Total Grosss Value	313,971,733
Homestead Loss	886,247
Other Exemption Loss	477,867
TIF Increment Value	0
Retained TIF Value	0
Net Assessed Value	310,742,703
Under Protest	0

Total Valuation



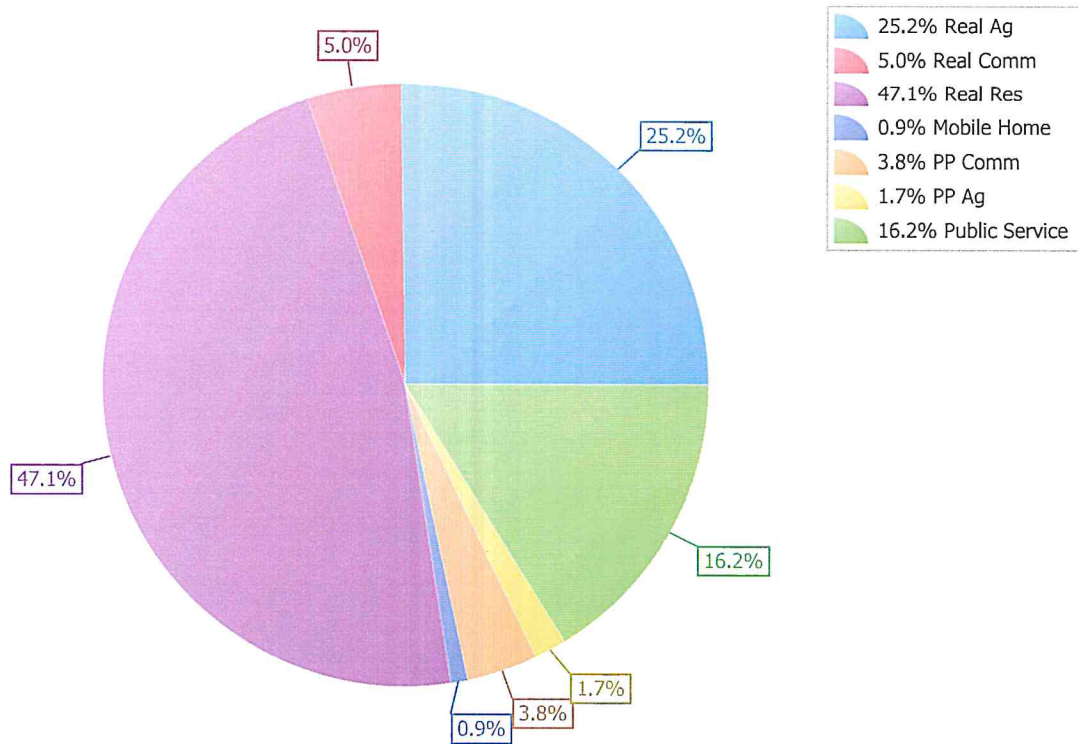
Real	Count	Value
Agricultural	1,172	7,489,202
Commercial	96	1,497,737
Residential	1,761	13,986,666
Total Real Value	3,029	22,973,605
Homestead	917	938,583
Veteran	65	1,105,309
Total Exempt	982	2,043,892
TIF Increment Value		0
Net Assessed		20,929,713
Under Protest	0	0
Senior Freeze	151	1,254,967
Capped Parcels	65	349,363

Personal	Count	Value
Agricultural	362	513,784
Commercial	131	1,122,031
Mobile Home	94	268,633
Total Personal	587	1,904,448
Total Exempt	306	40,508
TIF Increment Value		0
Net Assessed		1,863,940
Under Protest	0	0
Freeport	0	0

Public Service	Count	Value
Total PS Value	39	4,794,536
TIF Increment Value		0
Net Assessed		4,794,536
Under Protest	0	0

District Totals	
Total Gross Value	29,672,589
Homestead Loss	938,583
Other Exemption Loss	1,145,817
TIF Increment Value	0
Retained TIF Value	0
Net Assessed Value	27,588,189
Under Protest	0

Total Valuation



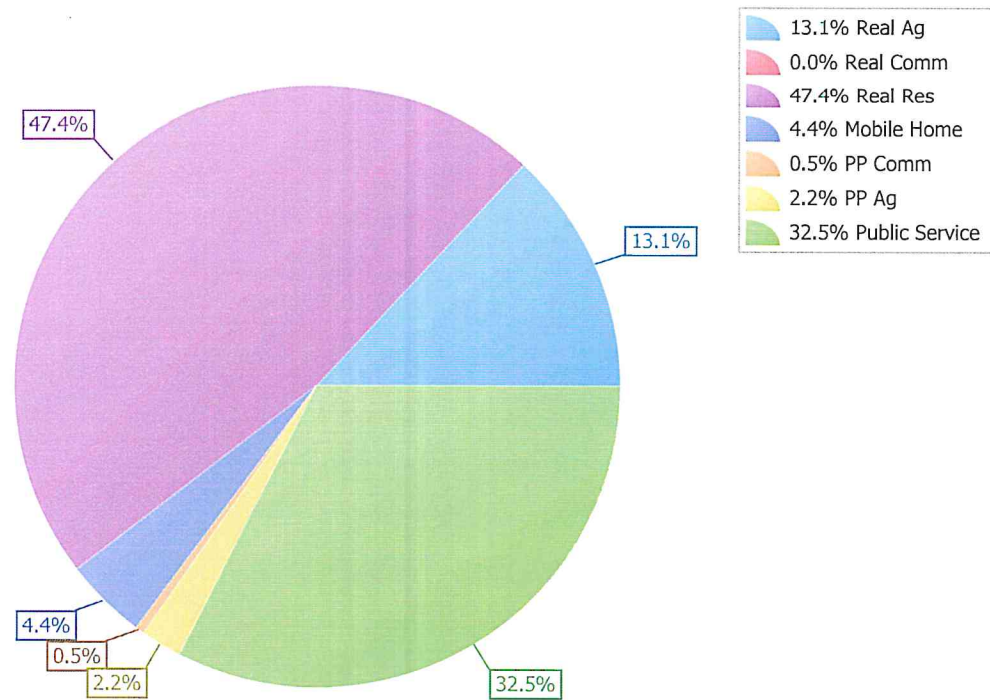
Real	Count	Value
Agricultural	131	975,848
Commercial	0	0
Residential	603	3,529,465
Total Real Value	734	4,505,313
Homestead	212	220,884
Veteran	16	195,793
Total Exempt	228	416,677
TIF Increment Value		0
Net Assessed		4,088,636
Under Protest	0	0
Senior Freeze	43	346,733
Capped Parcels	17	67,439

Personal	Count	Value
Agricultural	70	163,043
Commercial	24	37,426
Mobile Home	67	326,309
Total Personal	161	526,778
Total Exempt	48	5,757
TIF Increment Value		0
Net Assessed		521,021
Under Protest	0	0
Freeport	0	0

Public Service	Count	Value
Total PS Value	15	2,420,818
TIF Increment Value		0
Net Assessed		2,420,818
Under Protest	0	0

District Totals	
Total Grosss Value	7,452,909
Homestead Loss	220,884
Other Exemption Loss	201,550
TIF Increment Value	0
Retained TIF Value	0
Net Assessed Value	7,030,475
Under Protest	0

Total Valuation



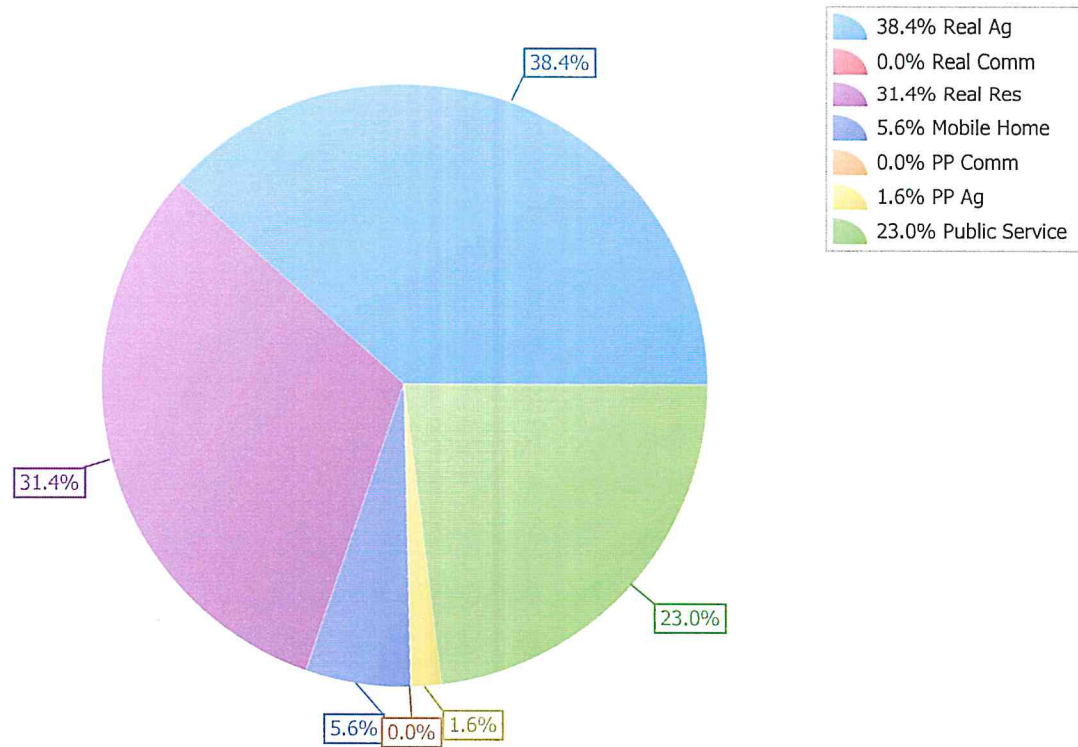
Real	Count	Value
Agricultural	4	40,919
Commercial	0	0
Residential	5	33,447
Total Real Value	9	74,366
Homestead	3	3,000
Veteran	0	0
Total Exempt	3	3,000
TIF Increment Value		0
Net Assessed		71,366
Under Protest	0	0
Senior Freeze	1	5,016
Capped Parcels	0	0

Personal	Count	Value
Agricultural	1	1,703
Commercial	1	28
Mobile Home	1	5,978
Total Personal	3	7,709
Total Exempt	0	0
TIF Increment Value		0
Net Assessed		7,709
Under Protest	0	0
Freeport	0	0

Public Service	Count	Value
Total PS Value	4	24,529
TIF Increment Value		0
Net Assessed		24,529
Under Protest	0	0

District Totals	
Total Grosss Value	106,604
Homestead Loss	3,000
Other Exemption Loss	0
TIF Increment Value	0
Retained TIF Value	0
Net Assessed Value	103,604
Under Protest	0

Total Valuation



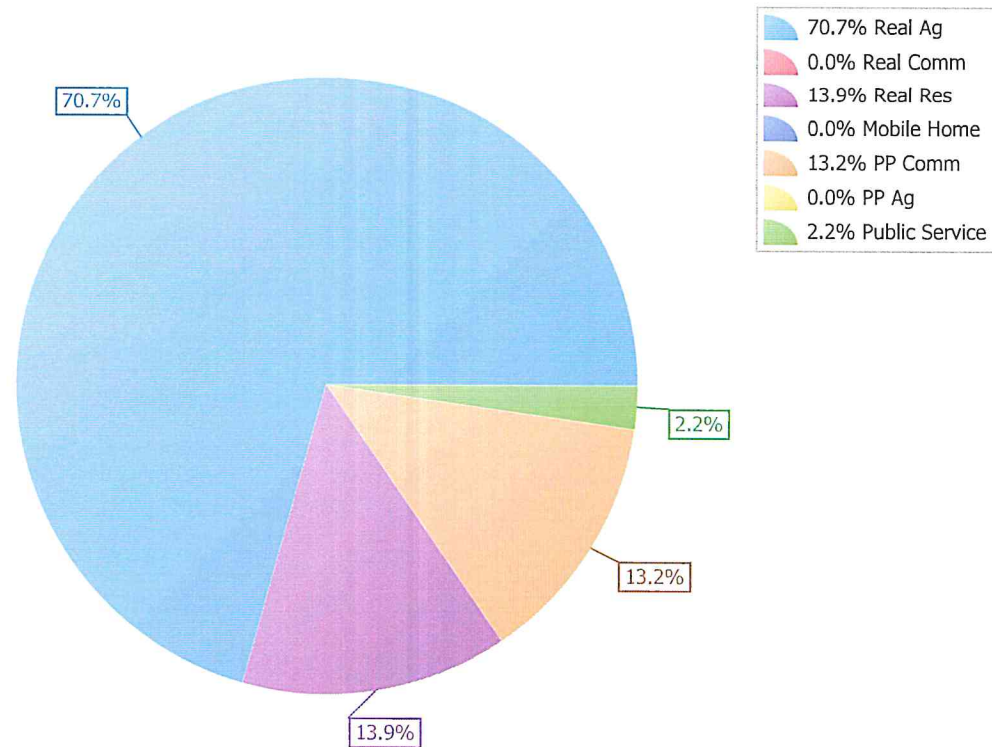
Real	Count	Value
Agricultural	3	5,127
Commercial	0	0
Residential	1	1,006
Total Real Value	4	6,133
Homestead	0	0
Veteran	0	0
Total Exempt	0	0
TIF Increment Value		0
Net Assessed		6,133
Under Protest	0	0
Senior Freeze	0	0
Capped Parcels	0	0

Personal	Count	Value
Agricultural	0	0
Commercial	1	957
Mobile Home	0	0
Total Personal	1	957
Total Exempt	0	0
TIF Increment Value		0
Net Assessed		957
Under Protest	0	0
Freeport	0	0

Public Service	Count	Value
Total PS Value	1	162
TIF Increment Value		0
Net Assessed		162
Under Protest	0	0

District Totals	
Total Grosss Value	7,252
Homestead Loss	0
Other Exemption Loss	0
TIF Increment Value	0
Retained TIF Value	0
Net Assessed Value	7,252
Under Protest	0

Total Valuation



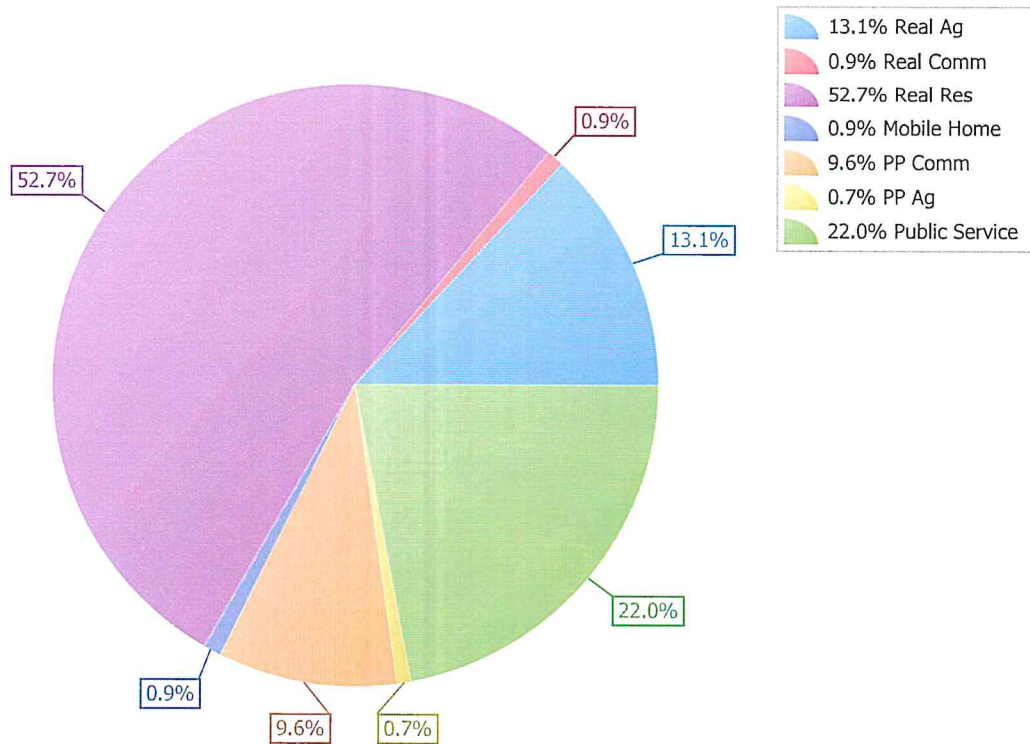
Real	Count	Value
Agricultural	29	258,875
Commercial	1	18,487
Residential	212	1,042,919
Total Real Value	242	1,320,281
Homestead	48	52,500
Veteran	8	79,662
Total Exempt	56	132,162
TIF Increment Value		0
Net Assessed		1,188,119
Under Protest	0	0
Senior Freeze	6	46,123
Capped Parcels	8	57,812

Personal	Count	Value
Agricultural	11	14,651
Commercial	6	189,208
Mobile Home	8	18,476
Total Personal	25	222,335
Total Exempt	9	900
TIF Increment Value		0
Net Assessed		221,435
Under Protest	0	0
Freeport	0	0

Public Service	Count	Value
Total PS Value	10	435,031
TIF Increment Value		0
Net Assessed		435,031
Under Protest	0	0

District Totals	
Total Grosss Value	1,977,647
Homestead Loss	52,500
Other Exemption Loss	80,562
TIF Increment Value	0
Retained TIF Value	0
Net Assessed Value	1,844,585
Under Protest	0

Total Valuation



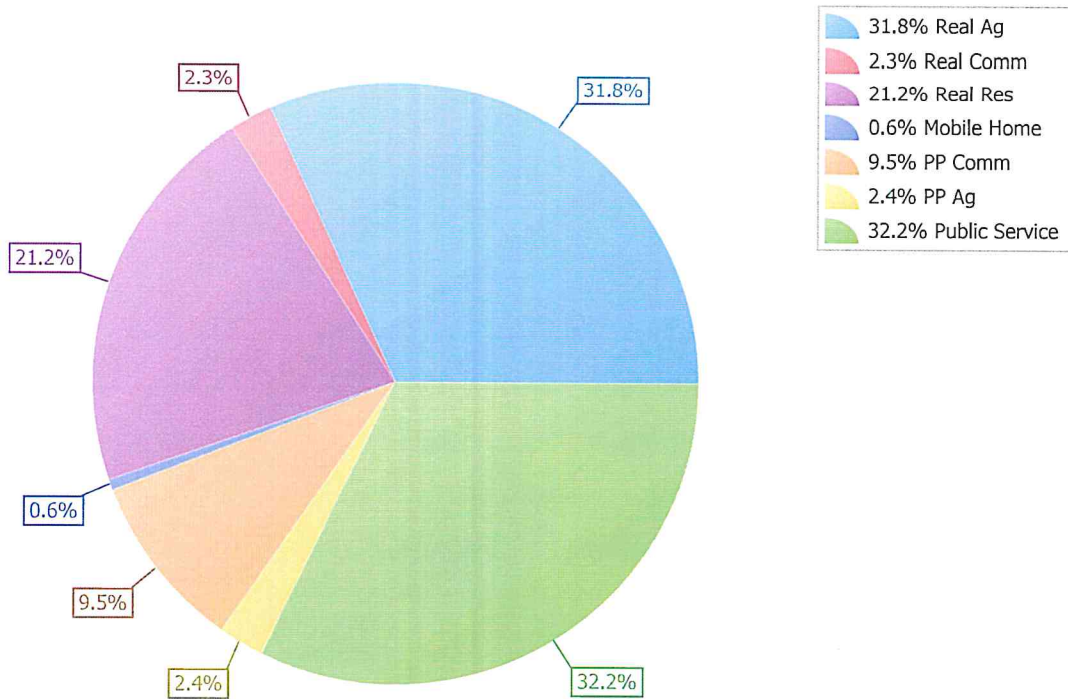
Real	Count	Value
Agricultural	719	4,346,959
Commercial	27	310,671
Residential	526	2,893,256
Total Real Value	1,272	7,550,886
Homestead	304	319,946
Veteran	12	100,038
Total Exempt	316	419,984
TIF Increment Value		0
Net Assessed		7,130,902
Under Protest	0	0
Senior Freeze	55	331,416
Capped Parcels	61	109,345

Personal	Count	Value
Agricultural	156	330,210
Commercial	49	1,293,851
Mobile Home	31	77,299
Total Personal	236	1,701,360
Total Exempt	116	19,308
TIF Increment Value		0
Net Assessed		1,682,052
Under Protest	0	0
Freeport	0	0

Public Service	Count	Value
Total PS Value	19	4,398,975
TIF Increment Value		0
Net Assessed		4,398,975
Under Protest	0	0

District Totals	
Total Grosss Value	13,651,221
Homestead Loss	319,946
Other Exemption Loss	119,346
TIF Increment Value	0
Retained TIF Value	0
Net Assessed Value	13,211,929
Under Protest	0

Total Valuation



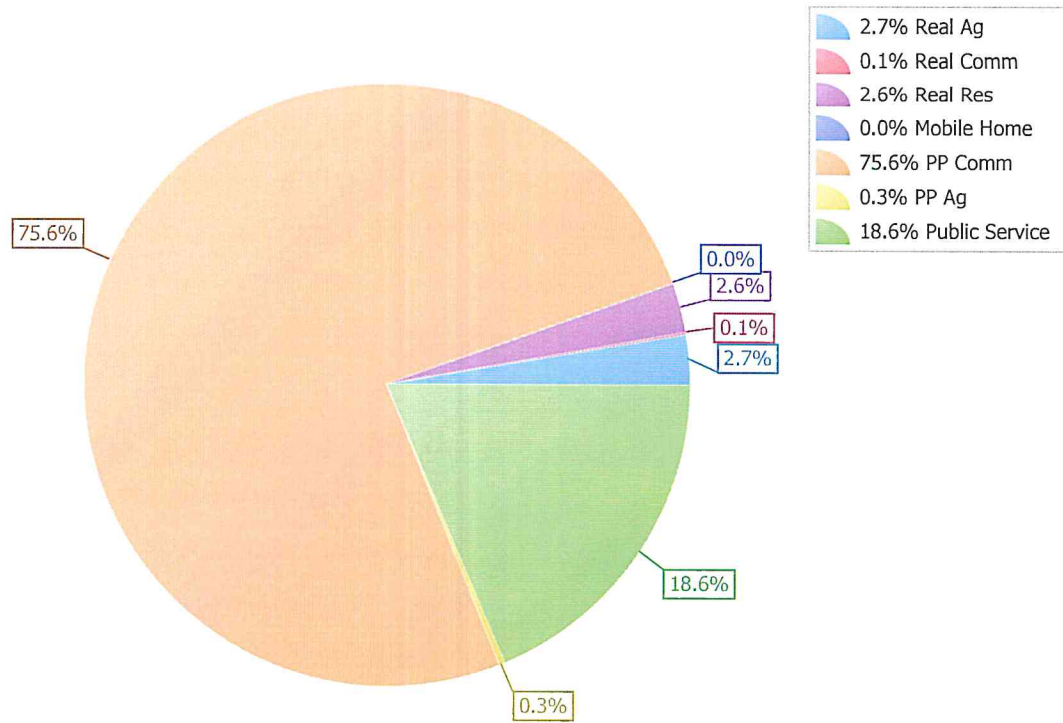
Real	Count	Value
Agricultural	132	866,311
Commercial	4	43,692
Residential	110	850,780
Total Real Value	246	1,760,783
Homestead	61	63,000
Veteran	1	5,620
Total Exempt	62	68,620
TIF Increment Value		0
Net Assessed		1,692,163
Under Protest	0	0
Senior Freeze	10	84,877
Capped Parcels	18	67,277

Personal	Count	Value
Agricultural	37	102,770
Commercial	14	24,406,331
Mobile Home	4	7,438
Total Personal	55	24,516,539
Total Exempt	27	3,146
TIF Increment Value		0
Net Assessed		24,513,393
Under Protest	0	0
Freeport	0	0

Public Service	Count	Value
Total PS Value	20	6,000,312
TIF Increment Value		0
Net Assessed		6,000,312
Under Protest	0	0

District Totals	
Total Grosss Value	32,277,634
Homestead Loss	63,000
Other Exemption Loss	8,766
TIF Increment Value	0
Retained TIF Value	0
Net Assessed Value	32,205,868
Under Protest	0

Total Valuation



Real	Count	Value
Agricultural	181	1,201,306
Commercial	4	27,750
Residential	1,267	6,644,810
Total Real Value	1,452	7,873,866
Homestead	428	465,771
Veteran	26	232,400
Total Exempt	454	698,171
TIF Increment Value		0
Net Assessed		7,175,695
Under Protest	0	0
Senior Freeze	95	619,523
Capped Parcels	52	259,254

Personal	Count	Value
Agricultural	90	141,707
Commercial	21	121,174
Mobile Home	71	175,785
Total Personal	182	438,666
Total Exempt	70	11,257
TIF Increment Value		0
Net Assessed		427,409
Under Protest	0	0
Freeport	0	0

Public Service	Count	Value
Total PS Value	18	2,807,917
TIF Increment Value		0
Net Assessed		2,807,917
Under Protest	0	0

District Totals	
Total Grosss Value	11,120,449
Homestead Loss	465,771
Other Exemption Loss	243,657
TIF Increment Value	0
Retained TIF Value	0
Net Assessed Value	10,411,021
Under Protest	0

Total Valuation

